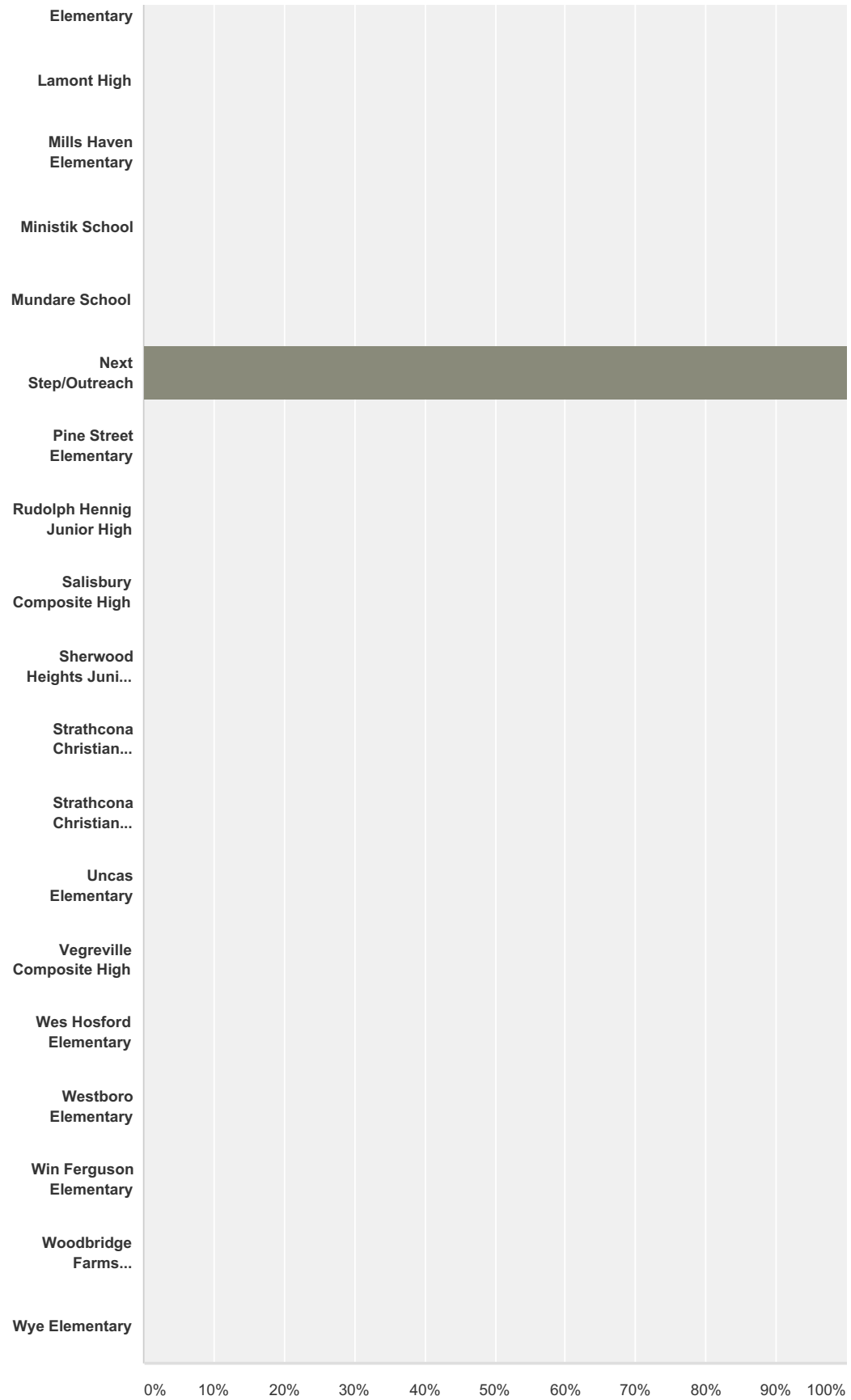


Q1 Please indicate the school your child attends.

Answered: 26 Skipped: 0

A.L. Horton Elementary										
Andrew School										
École Élémentaire...										
Ardrossan Junior Senio...										
Bev Facey Community High										
Brentwood Elementary										
Bruderheim School										
Clover Bar Junior High										
École Campbelltown										
École Parc Élémentaire										
F.R. Haythorne Junior High										
Fort Saskatchewan...										
Fort Saskatchewan...										
Fort Saskatchewan...										
Fultonvale Elementary...										
Glen Allan Elementary										
James Mowat Elementary										
Lakeland Ridge										
Lamont										

EIPS Parent Survey 2016-2017



Answer Choices	Responses
----------------	-----------

EIPS Parent Survey 2016-2017

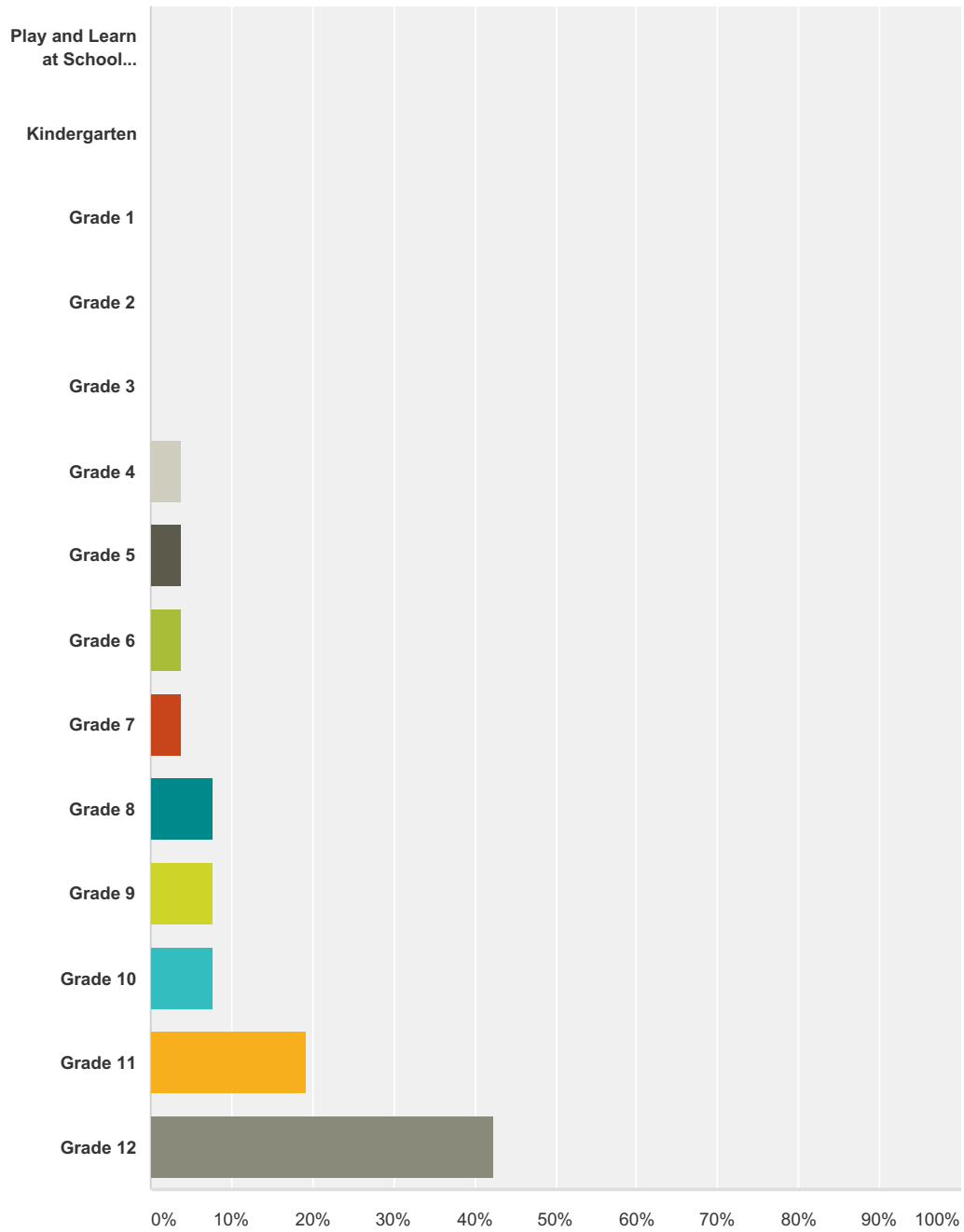
A.L. Horton Elementary	0.00%	0
Andrew School	0.00%	0
École Élémentaire Ardrossan Elementary	0.00%	0
Ardrossan Junior Senior High	0.00%	0
Bev Facey Community High	0.00%	0
Brentwood Elementary	0.00%	0
Bruderheim School	0.00%	0
Clover Bar Junior High	0.00%	0
École Campbelltown	0.00%	0
École Parc Élémentaire	0.00%	0
F.R. Haythorne Junior High	0.00%	0
Fort Saskatchewan Christian	0.00%	0
Fort Saskatchewan Elementary	0.00%	0
Fort Saskatchewan Senior High	0.00%	0
Fultonvale Elementary Junior High	0.00%	0
Glen Allan Elementary	0.00%	0
James Mowat Elementary	0.00%	0
Lakeland Ridge	0.00%	0
Lamont Elementary	0.00%	0
Lamont High	0.00%	0
Mills Haven Elementary	0.00%	0
Ministik School	0.00%	0
Mundare School	0.00%	0
Next Step/Outreach	100.00%	26
Pine Street Elementary	0.00%	0
Rudolph Hennig Junior High	0.00%	0
Salisbury Composite High	0.00%	0
Sherwood Heights Junior High	0.00%	0
Strathcona Christian Academy Elementary	0.00%	0
Strathcona Christian Academy Secondary	0.00%	0
Uncas Elementary	0.00%	0
Vegreville Composite High	0.00%	0
Wes Hosford Elementary	0.00%	0
Westboro Elementary	0.00%	0

EIPS Parent Survey 2016-2017

Win Ferguson Elementary	0.00%	0
Woodbridge Farms Elementary	0.00%	0
Wye Elementary	0.00%	0
Total		26

Q2 Please indicate your child's grade.

Answered: 26 Skipped: 0



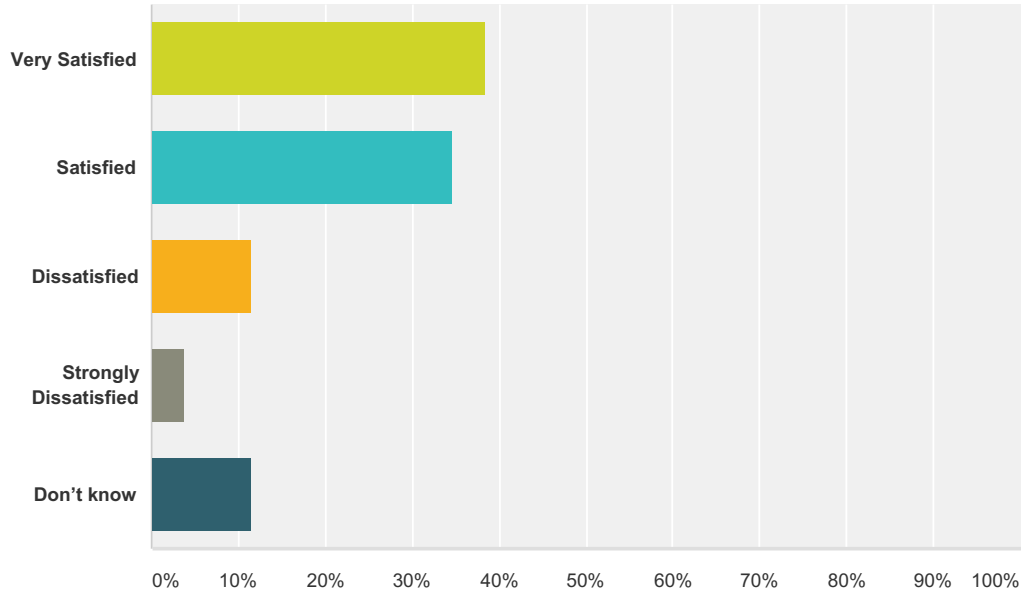
Answer Choices	Responses
Play and Learn at School (PALS)	0.00% 0
Kindergarten	0.00% 0
Grade 1	0.00% 0
Grade 2	0.00% 0
Grade 3	0.00% 0

EIPS Parent Survey 2016-2017

Grade 4	3.85%	1
Grade 5	3.85%	1
Grade 6	3.85%	1
Grade 7	3.85%	1
Grade 8	7.69%	2
Grade 9	7.69%	2
Grade 10	7.69%	2
Grade 11	19.23%	5
Grade 12	42.31%	11
Total		26

Q3 How satisfied are you with the quality of education that your child is receiving at his/her school?

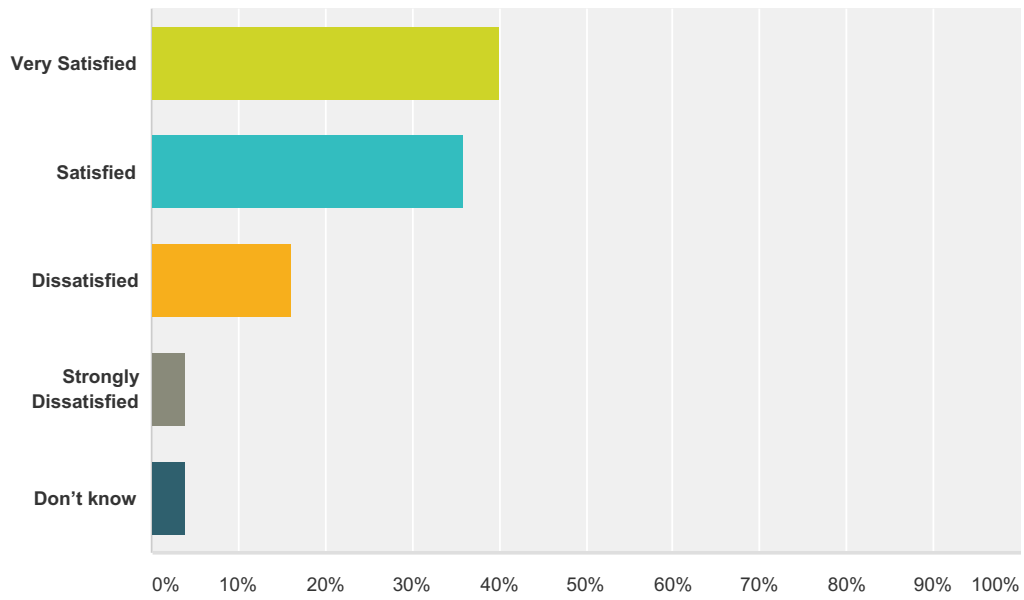
Answered: 26 Skipped: 0



Answer Choices	Responses	
Very Satisfied	38.46%	10
Satisfied	34.62%	9
Dissatisfied	11.54%	3
Strongly Dissatisfied	3.85%	1
Don't know	11.54%	3
Total		26

Q4 How satisfied are you with the quality of teaching at your child's school?

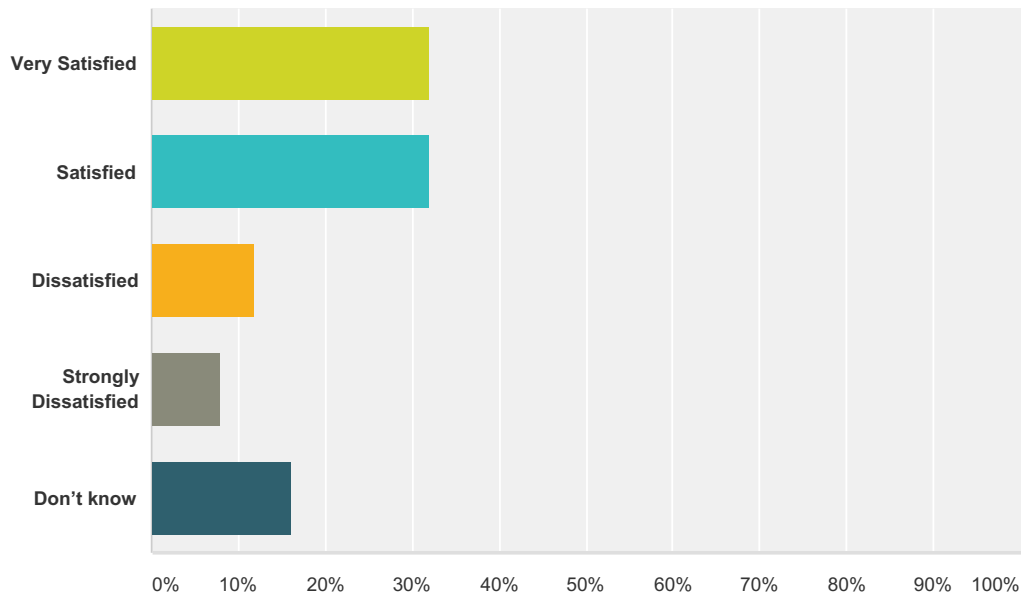
Answered: 25 Skipped: 1



Answer Choices	Responses	Count
Very Satisfied	40.00%	10
Satisfied	36.00%	9
Dissatisfied	16.00%	4
Strongly Dissatisfied	4.00%	1
Don't know	4.00%	1
Total		25

Q5 How satisfied are you with the leadership in your child's school?

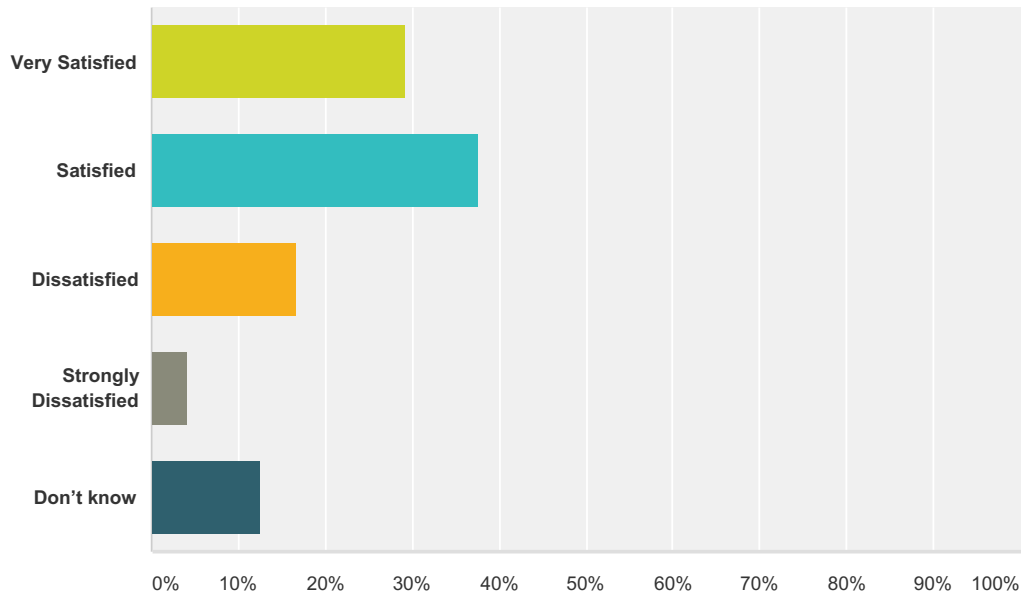
Answered: 25 Skipped: 1



Answer Choices	Responses
Very Satisfied	32.00% 8
Satisfied	32.00% 8
Dissatisfied	12.00% 3
Strongly Dissatisfied	8.00% 2
Don't know	16.00% 4
Total	25

Q6 How satisfied are you with the opportunity to be involved in decisions at your child's school?

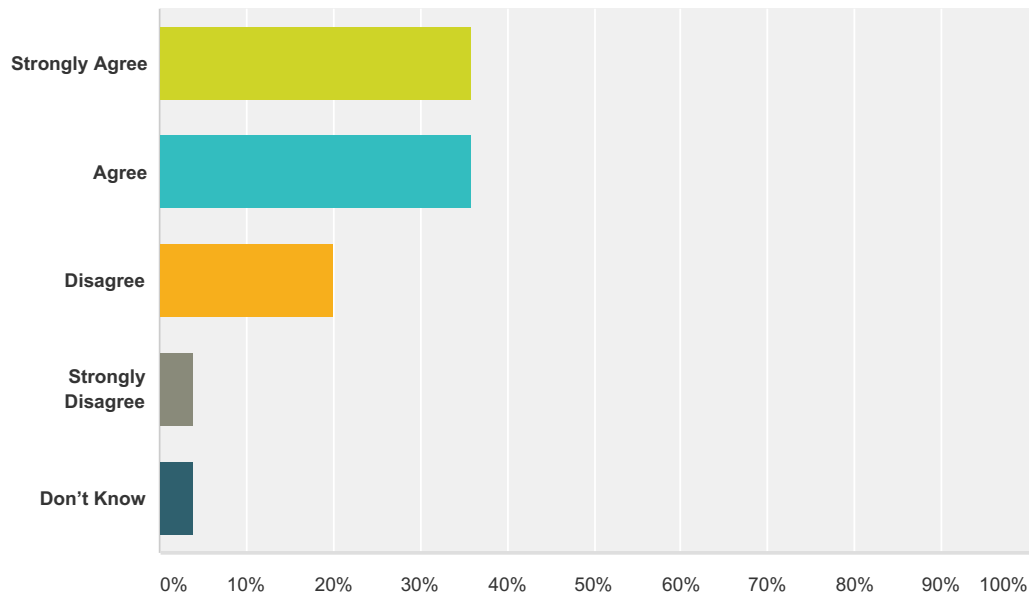
Answered: 24 Skipped: 2



Answer Choices	Responses
Very Satisfied	29.17% 7
Satisfied	37.50% 9
Dissatisfied	16.67% 4
Strongly Dissatisfied	4.17% 1
Don't know	12.50% 3
Total	24

Q7 My child's individual needs are met.

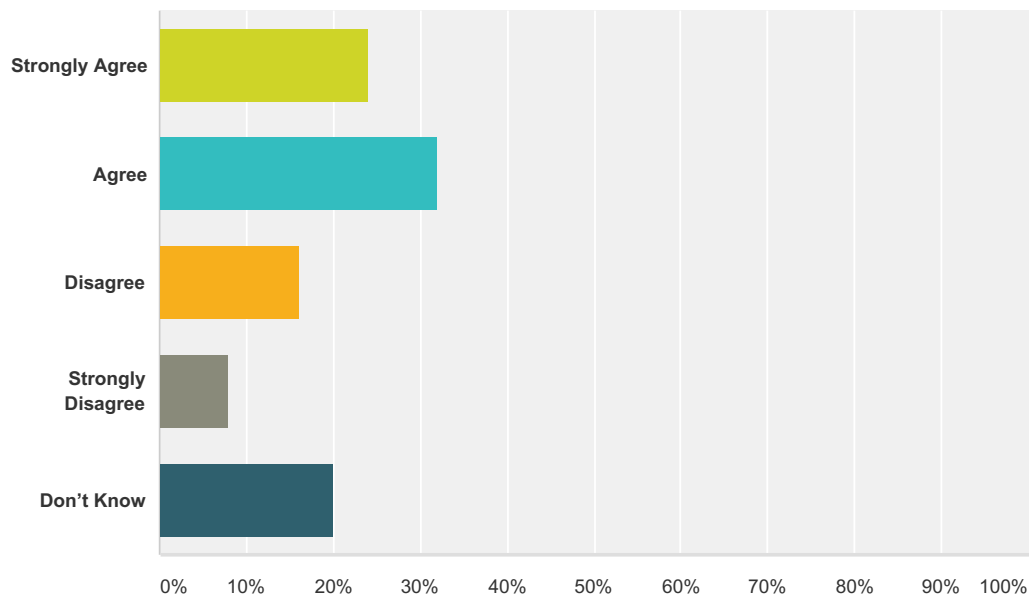
Answered: 25 Skipped: 1



Answer Choices	Responses	Count
Strongly Agree	36.00%	9
Agree	36.00%	9
Disagree	20.00%	5
Strongly Disagree	4.00%	1
Don't Know	4.00%	1
Total		25

Q8 The school keeps me informed about my child's progress and achievement.

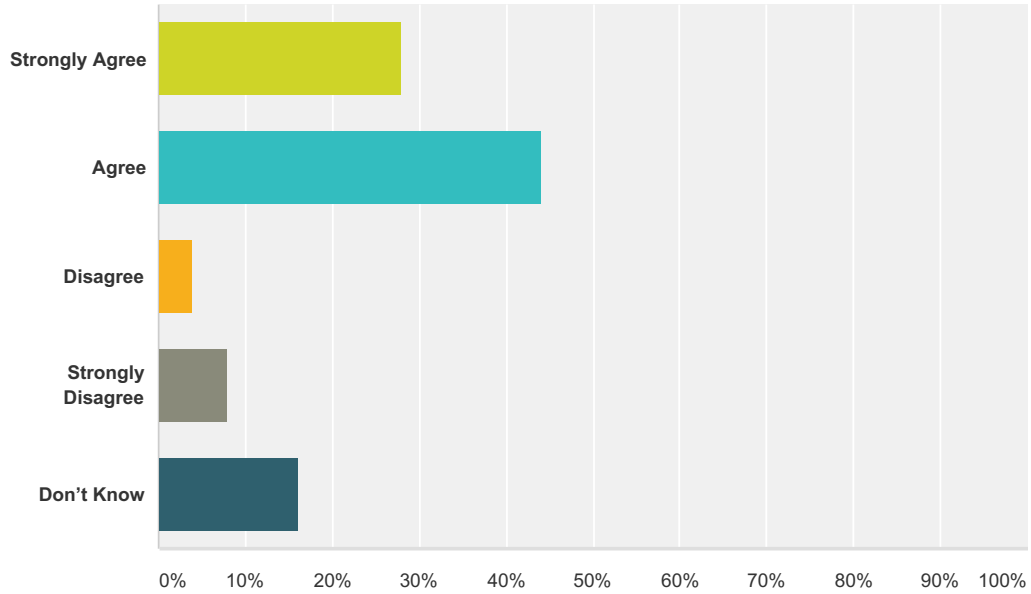
Answered: 25 Skipped: 1



Answer Choices	Responses
Strongly Agree	24.00% 6
Agree	32.00% 8
Disagree	16.00% 4
Strongly Disagree	8.00% 2
Don't Know	20.00% 5
Total	25

Q9 The rights and responsibilities of citizenship are reinforced in my child's school.

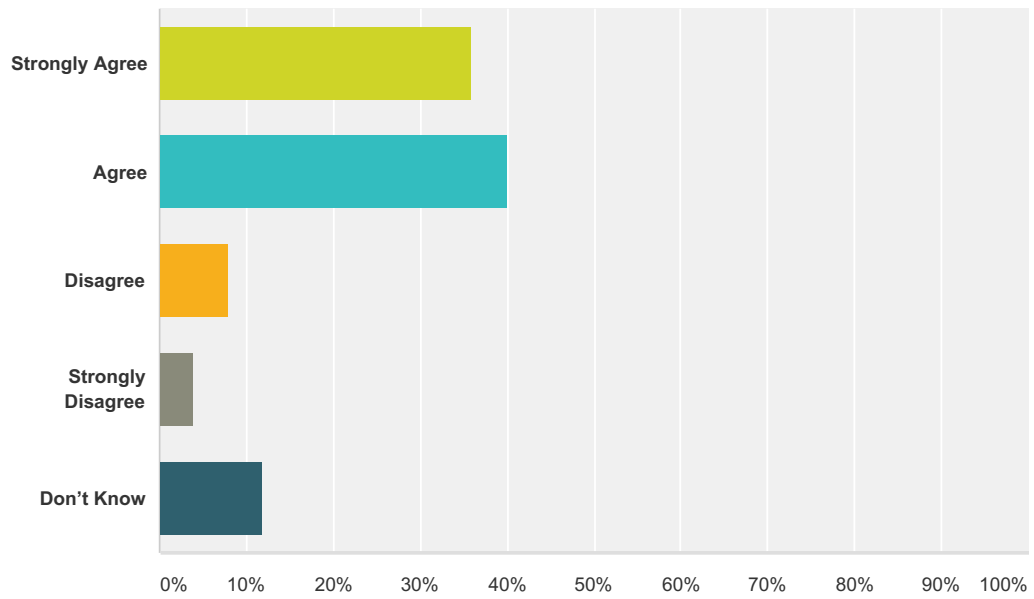
Answered: 25 Skipped: 1



Answer Choices	Responses
Strongly Agree	28.00% 7
Agree	44.00% 11
Disagree	4.00% 1
Strongly Disagree	8.00% 2
Don't Know	16.00% 4
Total	25

Q10 The school staff care about my child.

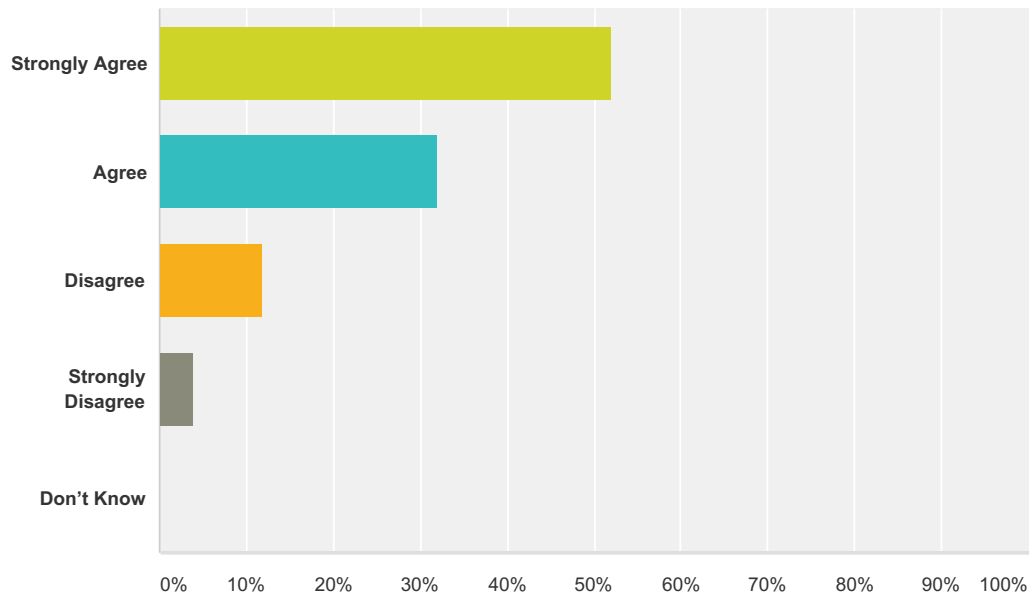
Answered: 25 Skipped: 1



Answer Choices	Responses	
Strongly Agree	36.00%	9
Agree	40.00%	10
Disagree	8.00%	2
Strongly Disagree	4.00%	1
Don't Know	12.00%	3
Total		25

Q11 My child is encouraged at school to do his or her best.

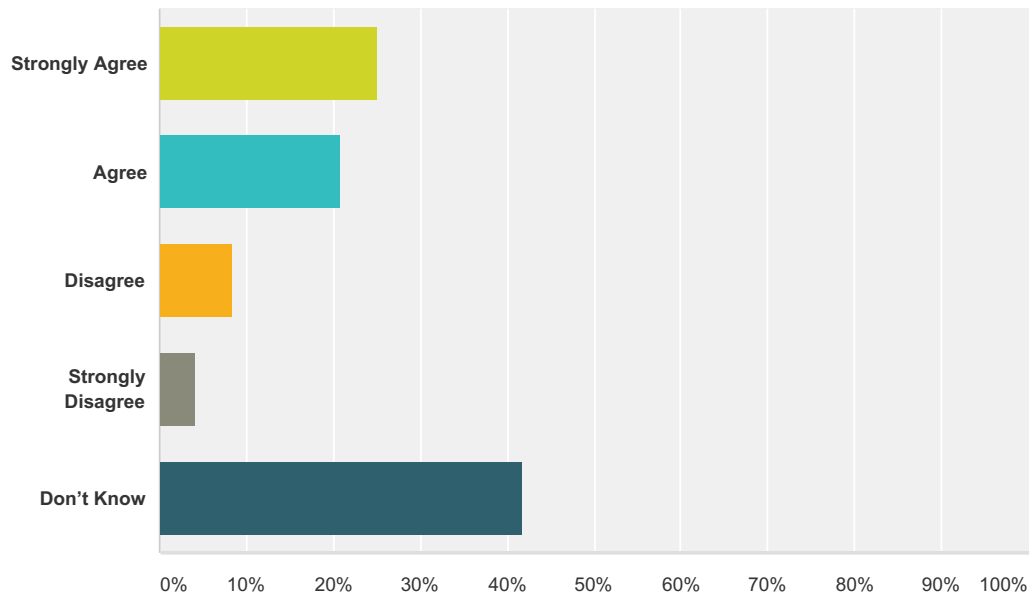
Answered: 25 Skipped: 1



Answer Choices	Responses	
Strongly Agree	52.00%	13
Agree	32.00%	8
Disagree	12.00%	3
Strongly Disagree	4.00%	1
Don't Know	0.00%	0
Total		25

Q12 Discipline is handled in a fair and reasonable manner in my child's school.

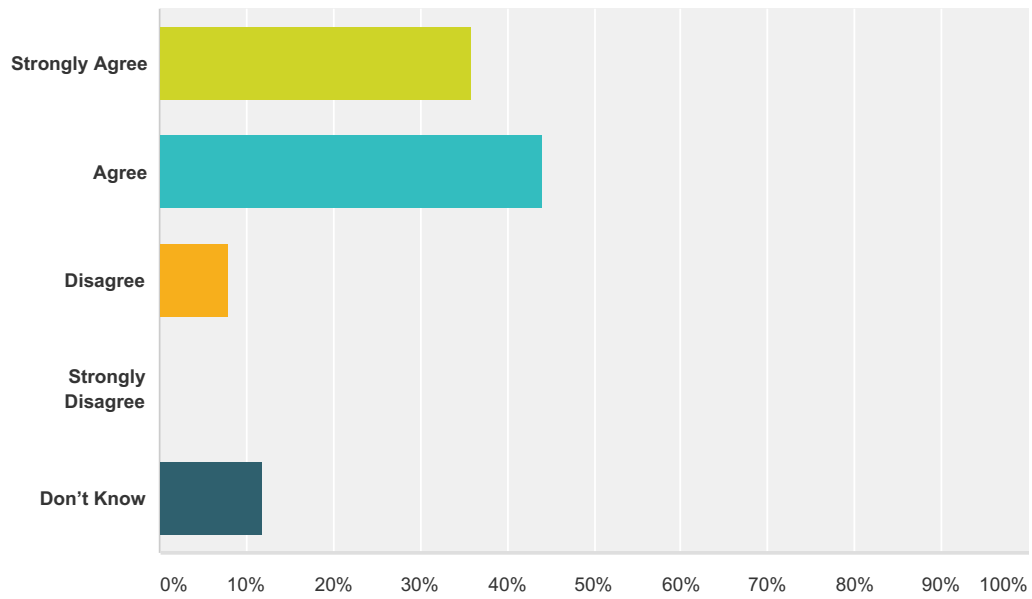
Answered: 24 Skipped: 2



Answer Choices	Responses	
Strongly Agree	25.00%	6
Agree	20.83%	5
Disagree	8.33%	2
Strongly Disagree	4.17%	1
Don't Know	41.67%	10
Total		24

Q13 My child's school is safe.

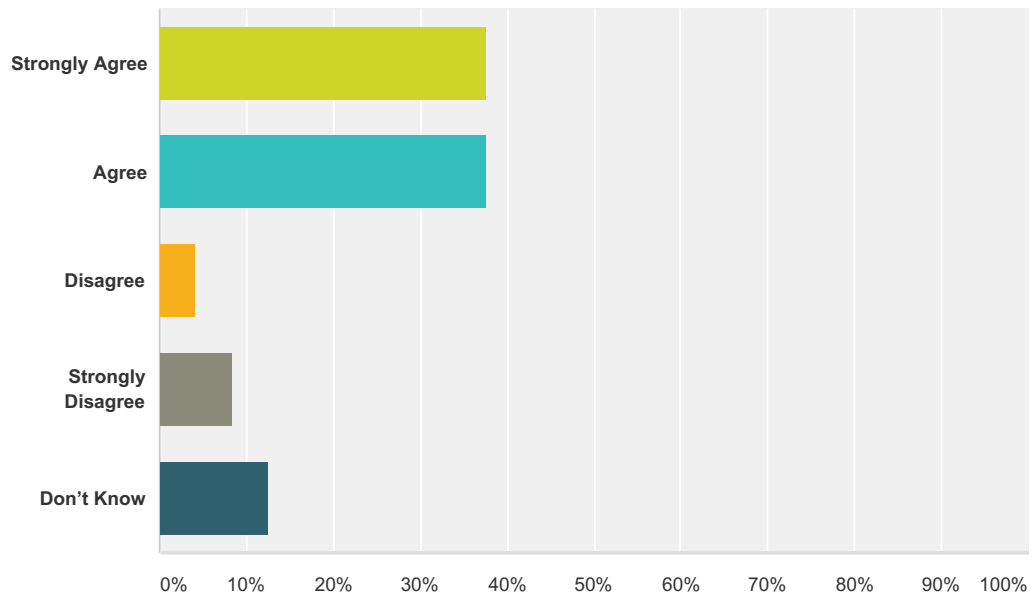
Answered: 25 Skipped: 1



Answer Choices	Responses
Strongly Agree	36.00% 9
Agree	44.00% 11
Disagree	8.00% 2
Strongly Disagree	0.00% 0
Don't Know	12.00% 3
Total	25

Q14 There is open and honest communication within my child's school.

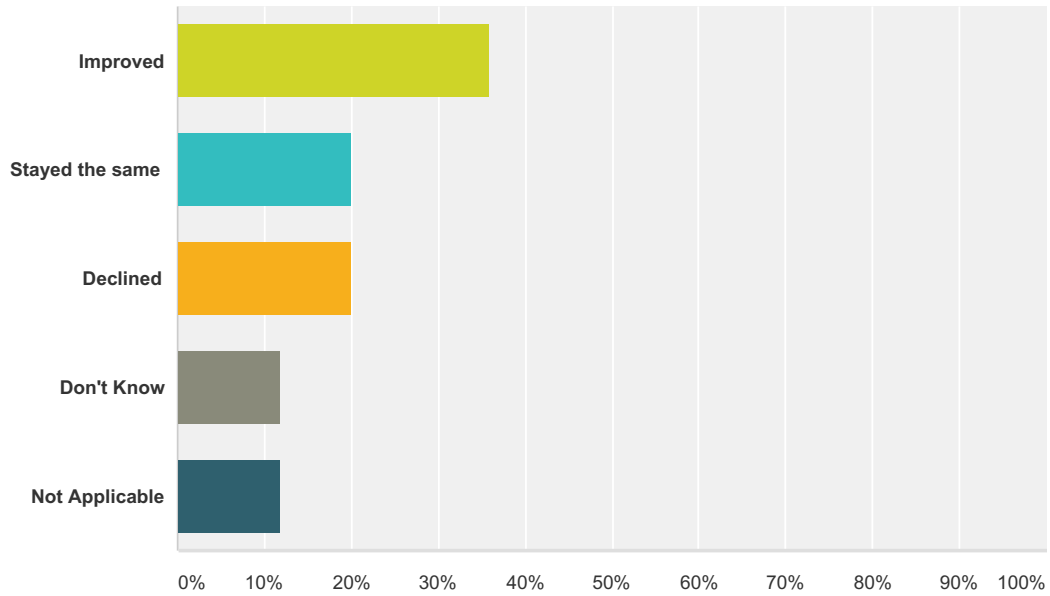
Answered: 24 Skipped: 2



Answer Choices	Responses	Count
Strongly Agree	37.50%	9
Agree	37.50%	9
Disagree	4.17%	1
Strongly Disagree	8.33%	2
Don't Know	12.50%	3
Total		24

Q15 In your opinion, has the quality of education that your child experienced at school improved, stayed the same, or declined in the past three years?

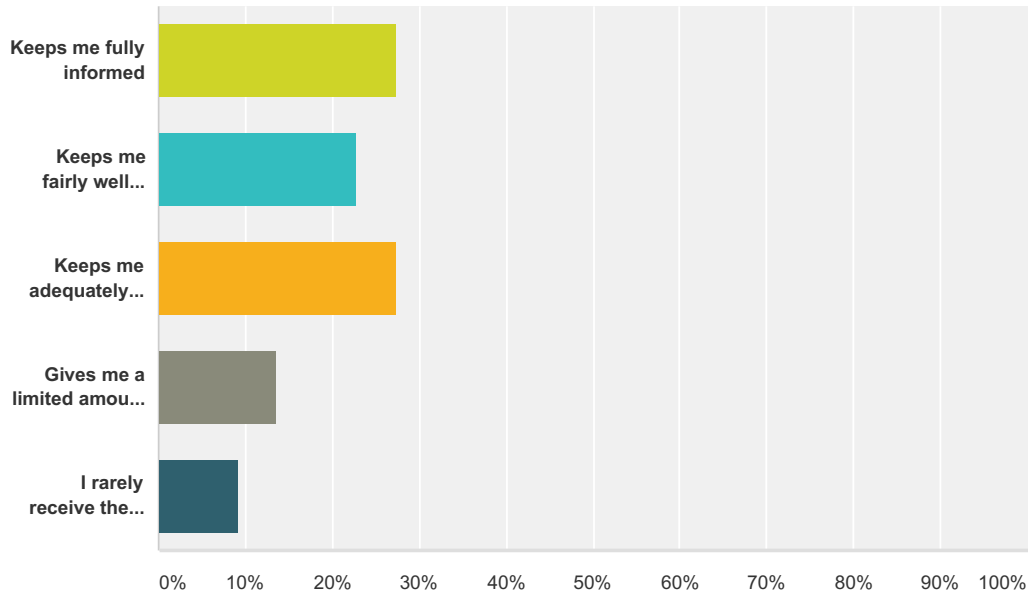
Answered: 25 Skipped: 1



Answer Choices	Responses
Improved	36.00% 9
Stayed the same	20.00% 5
Declined	20.00% 5
Don't Know	12.00% 3
Not Applicable	12.00% 3
Total	25

Q16 Elk Island Public Schools appreciates the opportunity to stay connected with parents about news, activities, programs and other matters of importance. What is your impression of the communications you receive from your school?

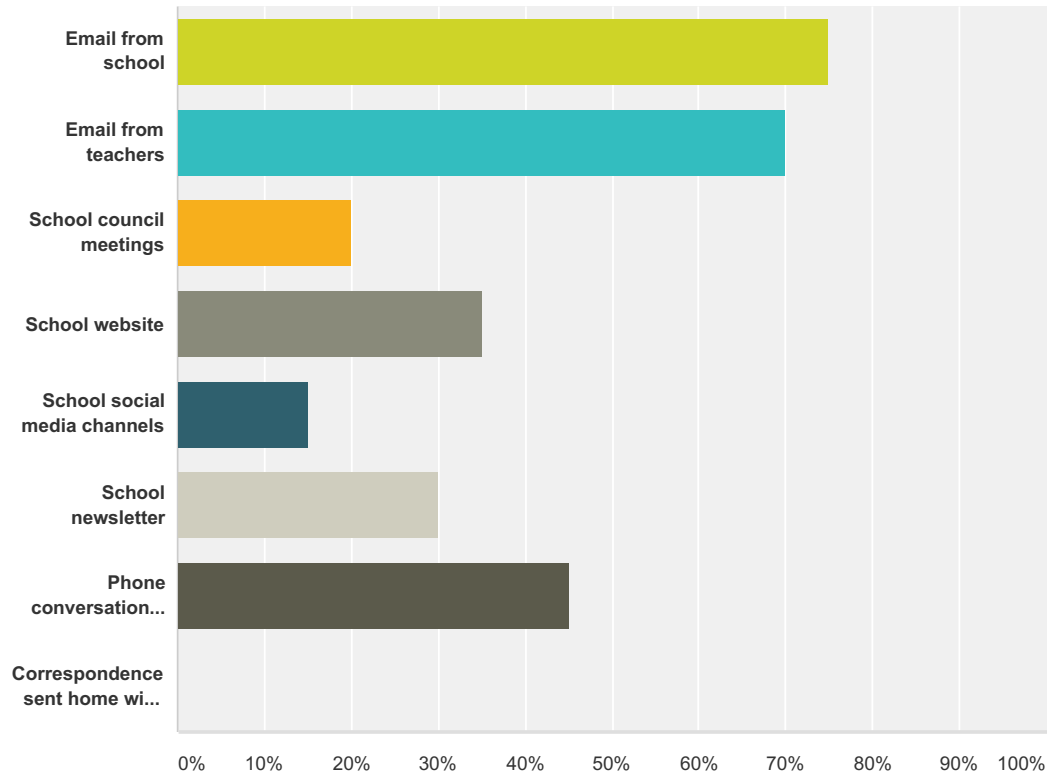
Answered: 22 Skipped: 4



Answer Choices	Responses	
Keeps me fully informed	27.27%	6
Keeps me fairly well informed	22.73%	5
Keeps me adequately informed	27.27%	6
Gives me a limited amount of information	13.64%	3
I rarely receive the information I need	9.09%	2
Total		22

Q17 Do you regularly make use of the following to keep up to date on school activities, programs, etc.? Check all that apply.

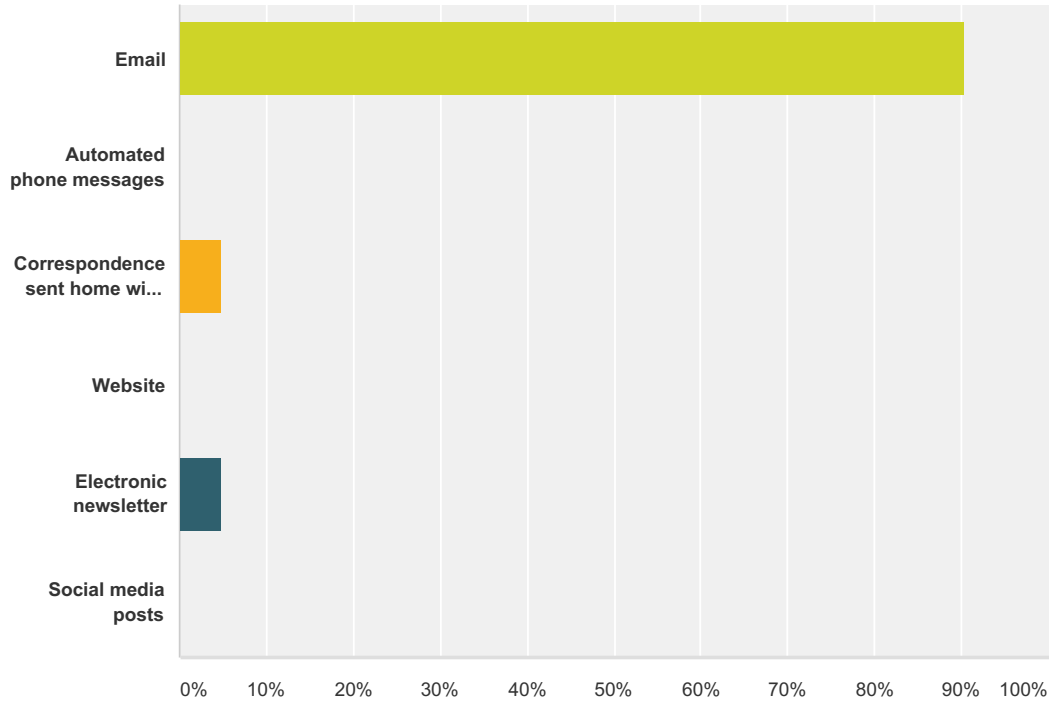
Answered: 20 Skipped: 6



Answer Choices	Responses	Count
Email from school	75.00%	15
Email from teachers	70.00%	14
School council meetings	20.00%	4
School website	35.00%	7
School social media channels	15.00%	3
School newsletter	30.00%	6
Phone conversations with school and/or teachers	45.00%	9
Correspondence sent home with your child	0.00%	0
Total Respondents: 20		

Q18 What is your most preferred method of communications from the school and Division?

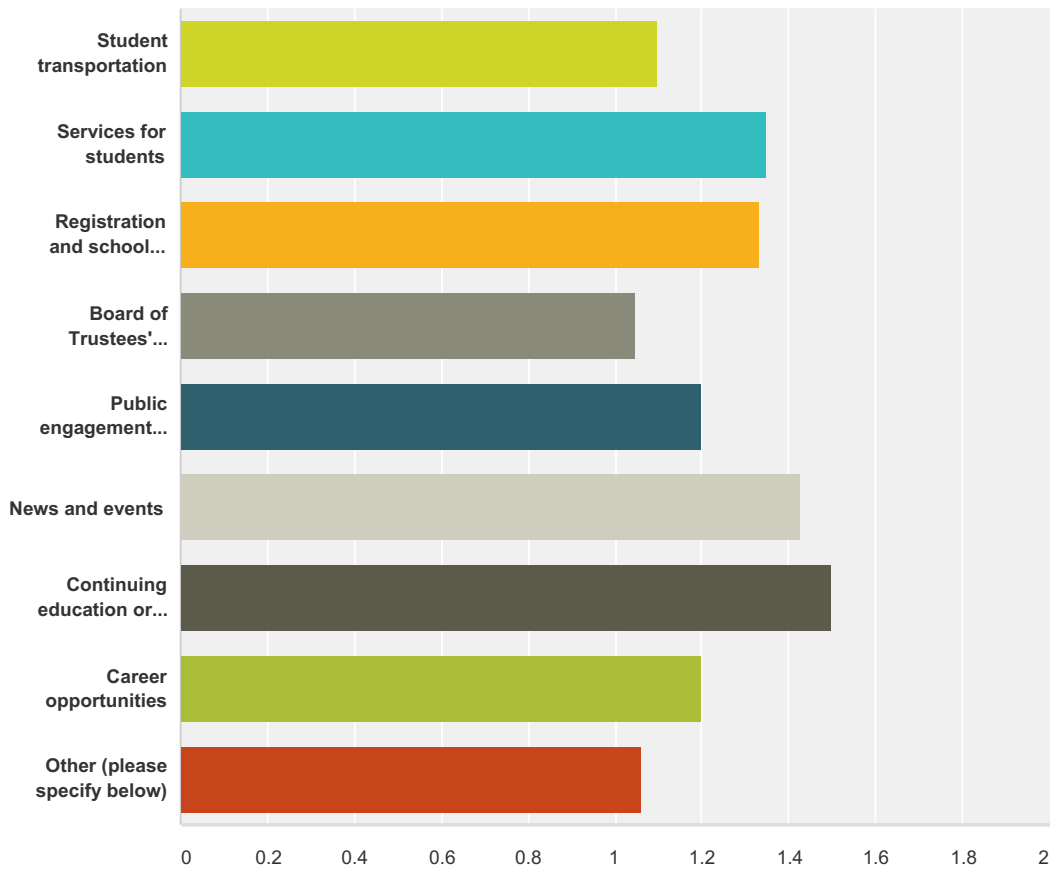
Answered: 21 Skipped: 5



Answer Choices	Responses	
Email	90.48%	19
Automated phone messages	0.00%	0
Correspondence sent home with your child	4.76%	1
Website	0.00%	0
Electronic newsletter	4.76%	1
Social media posts	0.00%	0
Total		21

Q19 Do you visit the Division website (www.eips.ca) for information on:

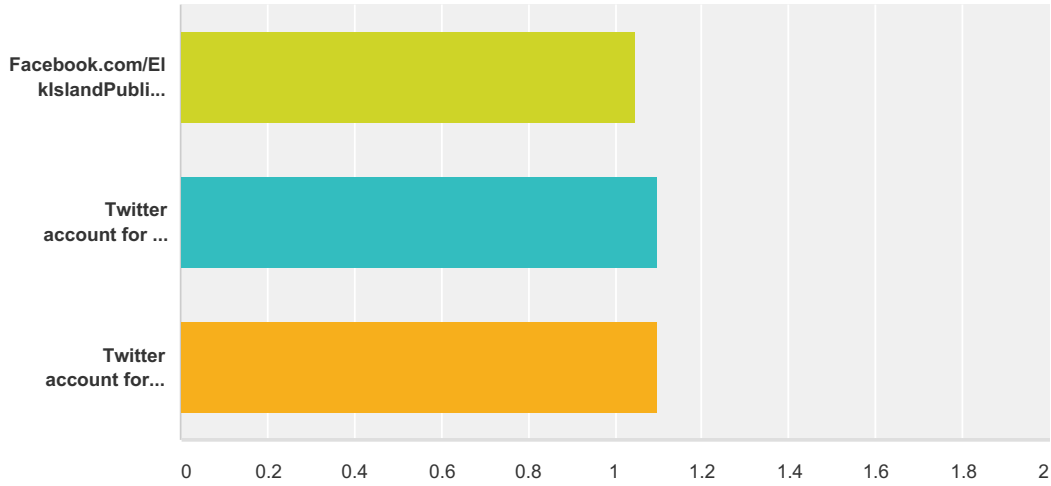
Answered: 22 Skipped: 4



	Yes	No	Total	Weighted Average
Student transportation	10.00% 2	90.00% 18	20	1.10
Services for students	35.00% 7	65.00% 13	20	1.35
Registration and school boundaries	33.33% 7	66.67% 14	21	1.33
Board of Trustees' meetings	5.00% 1	95.00% 19	20	1.05
Public engagement initiatives	20.00% 4	80.00% 16	20	1.20
News and events	42.86% 9	57.14% 12	21	1.43
Continuing education or summer courses	50.00% 10	50.00% 10	20	1.50
Career opportunities	20.00% 4	80.00% 16	20	1.20
Other (please specify below)	6.25% 1	93.75% 15	16	1.06

Q20 Elk Island Public Schools shares news and information on its social media channels. Do you follow:

Answered: 21 Skipped: 5



	Yes	No	Total	Weighted Average
Facebook.com/ElkIslandPublicSchools	4.76% 1	95.24% 20	21	1.05
Twitter account for the Division (@eips)	9.52% 2	90.48% 19	21	1.10
Twitter account for EIPS Student Transportation (@eipsST)	9.52% 2	90.48% 19	21	1.10