

Q1 What school does your child currently attend? If you have more than one child attending an EIPS school or a child who attends classes at more than one school, complete this survey for each one.

Answered: 73 Skipped: 0

A.L. Horton Elementary											
Andrew School											
Ardrossan Elementary											
Ardrossan Junior Senio...											
Bev Facey Community High											
Brentwood Elementary											
Bruderheim School											
Clover Bar Junior High											
Davidson Creek Elementary											
École Campbelltown											
École Parc Élémentaire											
F.R. Haythorne Junior High											
Fort Saskatchewan...											
Fort Saskatchewan...											
Fort Saskatchewan...											
Fultonvale Elementary...											
Glen Allan Elementary											
Heritage Hills											

2022-23 EIPS Annual Feedback Survey: Parents and Caregivers

Percentage of Responses	Elementary	James Mowat Elementary	Lakeland Ridge	Lamont Elementary	Lamont High	Mills Haven Elementary	Mundare School	Next Step/Outreach	Pine Street Elementary	Rudolph Hennig Junior High	Salisbury Composite High	Sherwood Heights Juni...	SouthPointe School	Strathcona Christian...	Strathcona Christian...	Uncas Elementary	Vegreville Composite High	Wes Hosford Elementary	Westboro Elementary	Win Ferguson Elementary	Woodbridge Farms...	
								100%														

2022-23 EIPS Annual Feedback Survey: Parents and Caregivers

0% 10% 20% 30% 40% 50% 60% 70% 80% 90% 100%

2022-23 EIPS Annual Feedback Survey: Parents and Caregivers

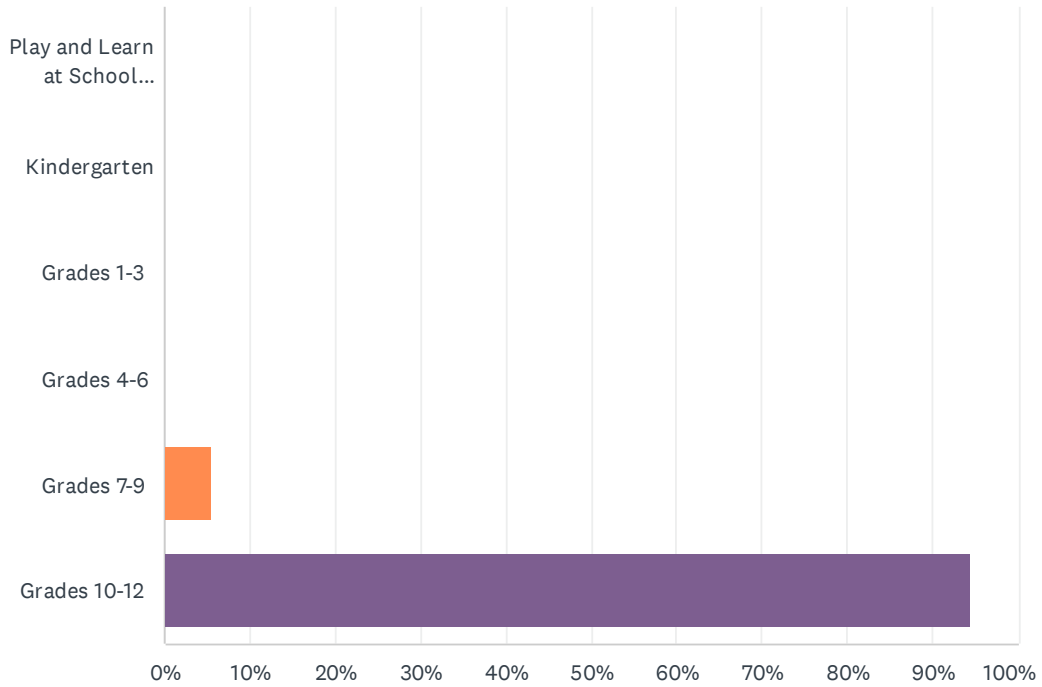
ANSWER CHOICES	RESPONSES	
A.L. Horton Elementary	0.00%	0
Andrew School	0.00%	0
Ardrossan Elementary	0.00%	0
Ardrossan Junior Senior High	0.00%	0
Bev Facey Community High	0.00%	0
Brentwood Elementary	0.00%	0
Bruderheim School	0.00%	0
Clover Bar Junior High	0.00%	0
Davidson Creek Elementary	0.00%	0
École Campbelltown	0.00%	0
École Parc Élémentaire	0.00%	0
F.R. Haythorne Junior High	0.00%	0
Fort Saskatchewan Christian	0.00%	0
Fort Saskatchewan Elementary	0.00%	0
Fort Saskatchewan High	0.00%	0
Fultonvale Elementary Junior High	0.00%	0
Glen Allan Elementary	0.00%	0
Heritage Hills Elementary	0.00%	0
James Mowat Elementary	0.00%	0
Lakeland Ridge	0.00%	0
Lamont Elementary	0.00%	0
Lamont High	0.00%	0
Mills Haven Elementary	0.00%	0
Mundare School	0.00%	0
Next Step/Outreach	100.00%	73
Pine Street Elementary	0.00%	0
Rudolph Hennig Junior High	0.00%	0
Salisbury Composite High	0.00%	0
Sherwood Heights Junior High	0.00%	0
SouthPointe School	0.00%	0
Strathcona Christian Academy Elementary	0.00%	0
Strathcona Christian Academy Secondary	0.00%	0

2022-23 EIPS Annual Feedback Survey: Parents and Caregivers

Uncas Elementary	0.00%	0
Vegreville Composite High	0.00%	0
Wes Hosford Elementary	0.00%	0
Westboro Elementary	0.00%	0
Win Ferguson Elementary	0.00%	0
Woodbridge Farms Elementary	0.00%	0
TOTAL		73

Q2 What grade is your child currently in?

Answered: 73 Skipped: 0



ANSWER CHOICES	RESPONSES	
Play and Learn at School (PALS)	0.00%	0
Kindergarten	0.00%	0
Grades 1-3	0.00%	0
Grades 4-6	0.00%	0
Grades 7-9	5.48%	4
Grades 10-12	94.52%	69
TOTAL		73

Q3 As a result of being in the Play and Learn at School (PALS) program, my child's demonstrating growth in their development.

Answered: 0 Skipped: 73

 No matching responses.

ANSWER CHOICES	RESPONSES
Strongly agree	0.00% 0
Agree	0.00% 0
Disagree	0.00% 0
Strongly disagree	0.00% 0
Don't know	0.00% 0
TOTAL	0

Q4 As a result of being in the kindergarten program, my child's becoming ready to enter Grade 1.

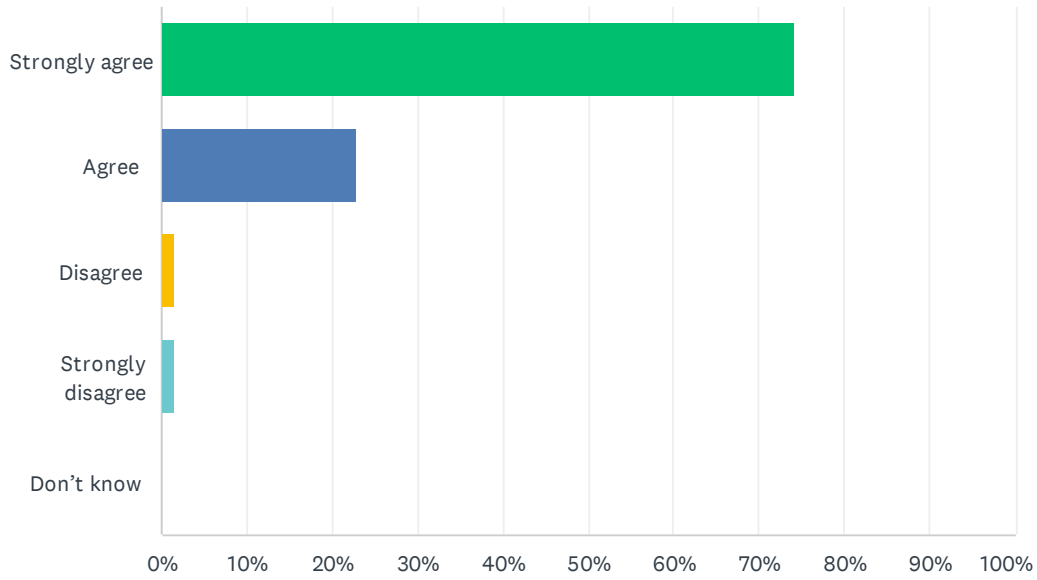
Answered: 0 Skipped: 73

 No matching responses.

ANSWER CHOICES	RESPONSES
Strongly agree	0.00% 0
Agree	0.00% 0
Disagree	0.00% 0
Strongly disagree	0.00% 0
Don't know	0.00% 0
TOTAL	0

Q5 My child's individual needs are met.

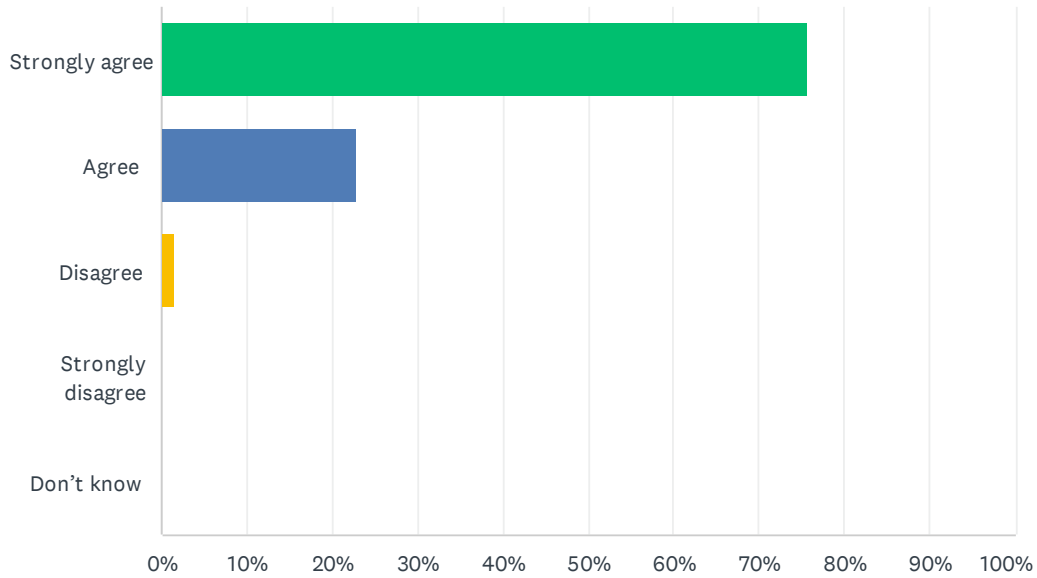
Answered: 70 Skipped: 3



ANSWER CHOICES	RESPONSES	
Strongly agree	74.29%	52
Agree	22.86%	16
Disagree	1.43%	1
Strongly disagree	1.43%	1
Don't know	0.00%	0
TOTAL		70

Q6 My child's encouraged to do their best.

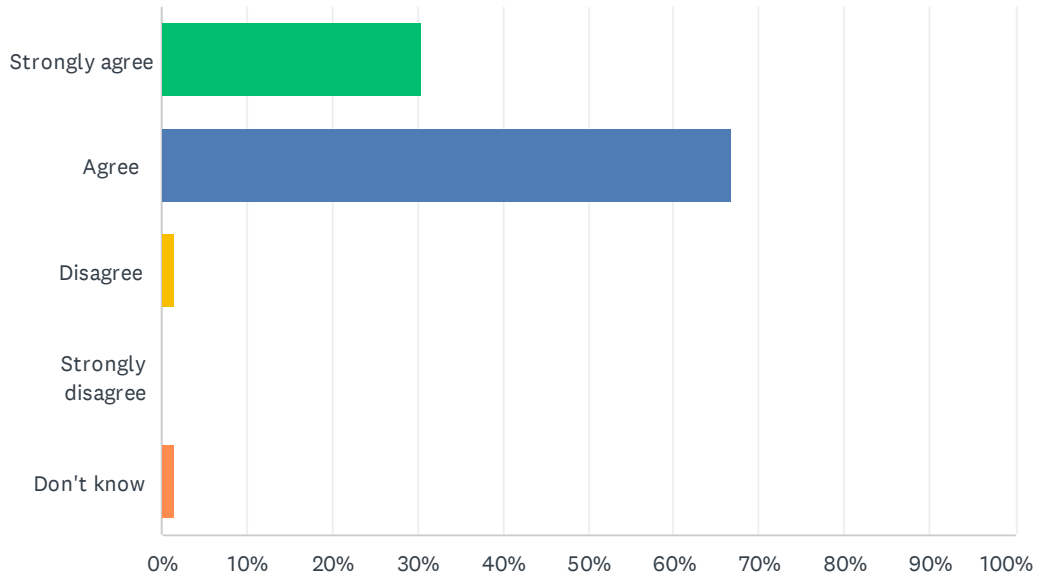
Answered: 70 Skipped: 3



ANSWER CHOICES	RESPONSES	
Strongly agree	75.71%	53
Agree	22.86%	16
Disagree	1.43%	1
Strongly disagree	0.00%	0
Don't know	0.00%	0
TOTAL		70

Q7 My child's demonstrating growth in literacy.

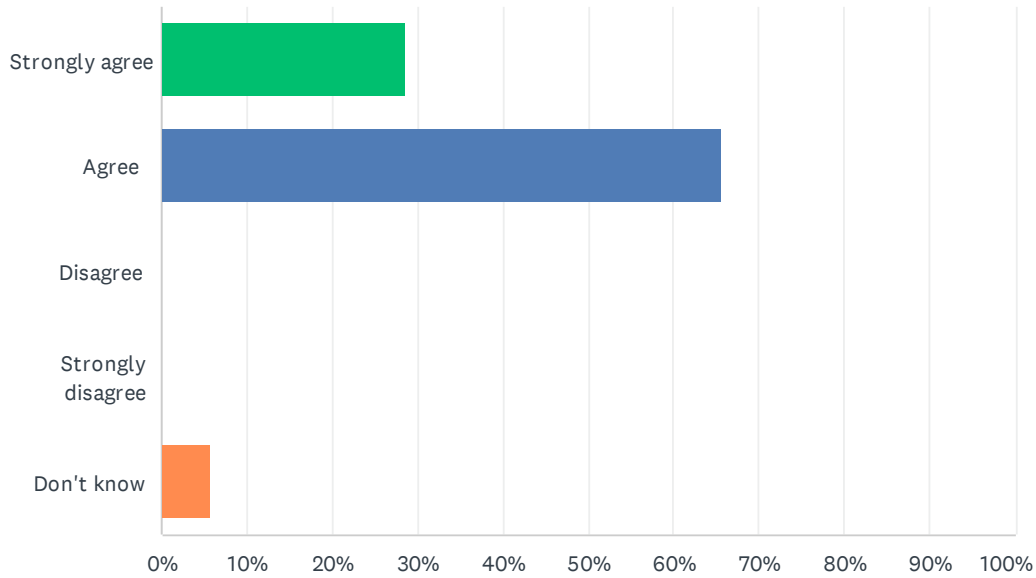
Answered: 69 Skipped: 4



ANSWER CHOICES	RESPONSES	
Strongly agree	30.43%	21
Agree	66.67%	46
Disagree	1.45%	1
Strongly disagree	0.00%	0
Don't know	1.45%	1
TOTAL		69

Q8 My child's demonstrating growth in numeracy.

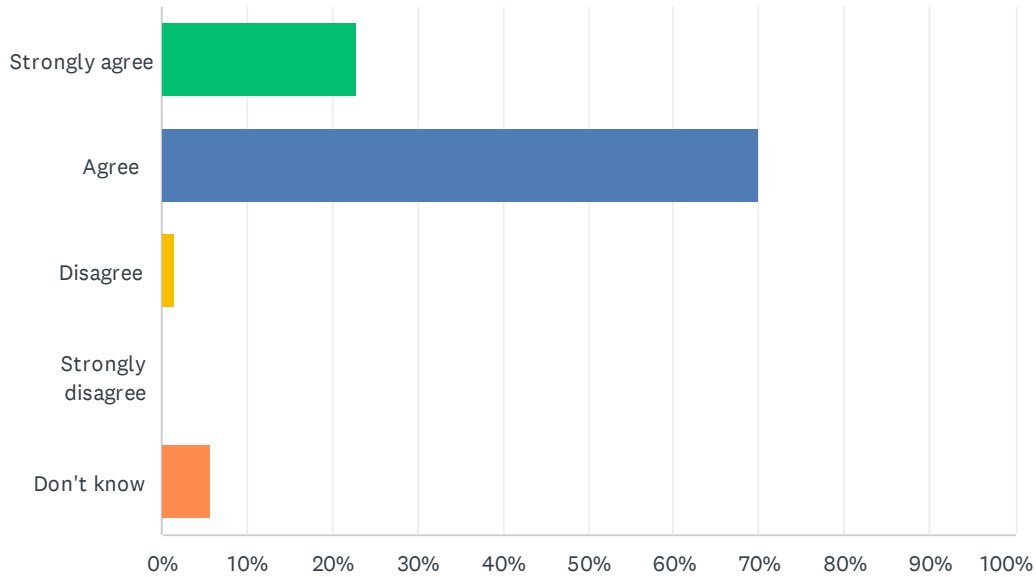
Answered: 70 Skipped: 3



ANSWER CHOICES	RESPONSES	
Strongly agree	28.57%	20
Agree	65.71%	46
Disagree	0.00%	0
Strongly disagree	0.00%	0
Don't know	5.71%	4
TOTAL		70

Q9 My child has an understanding of First Nations, Métis and Inuit culture and history.

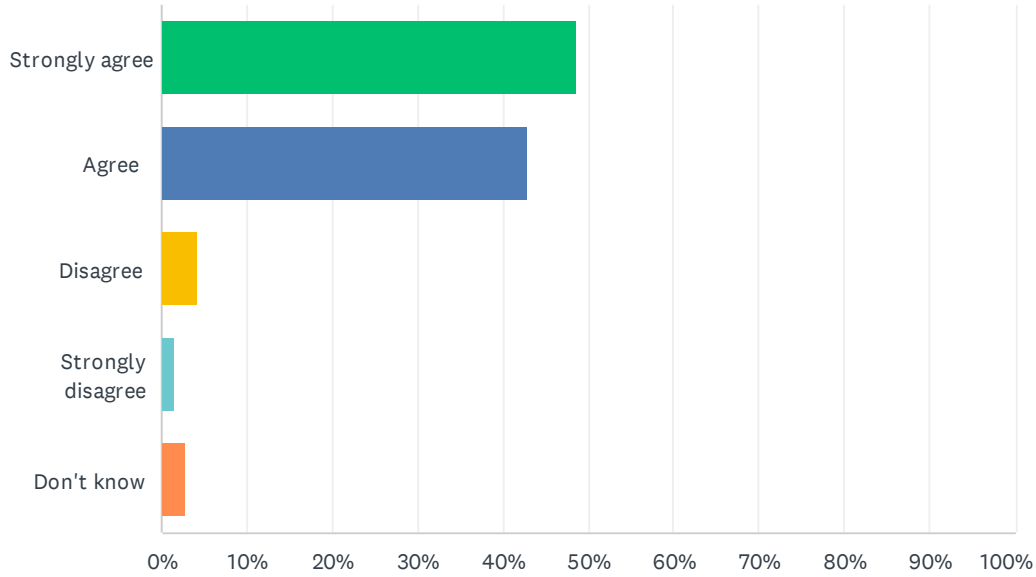
Answered: 70 Skipped: 3



ANSWER CHOICES	RESPONSES	
Strongly agree	22.86%	16
Agree	70.00%	49
Disagree	1.43%	1
Strongly disagree	0.00%	0
Don't know	5.71%	4
TOTAL		70

Q10 My child's learning the knowledge, skills and attitudes necessary to be successful in life.

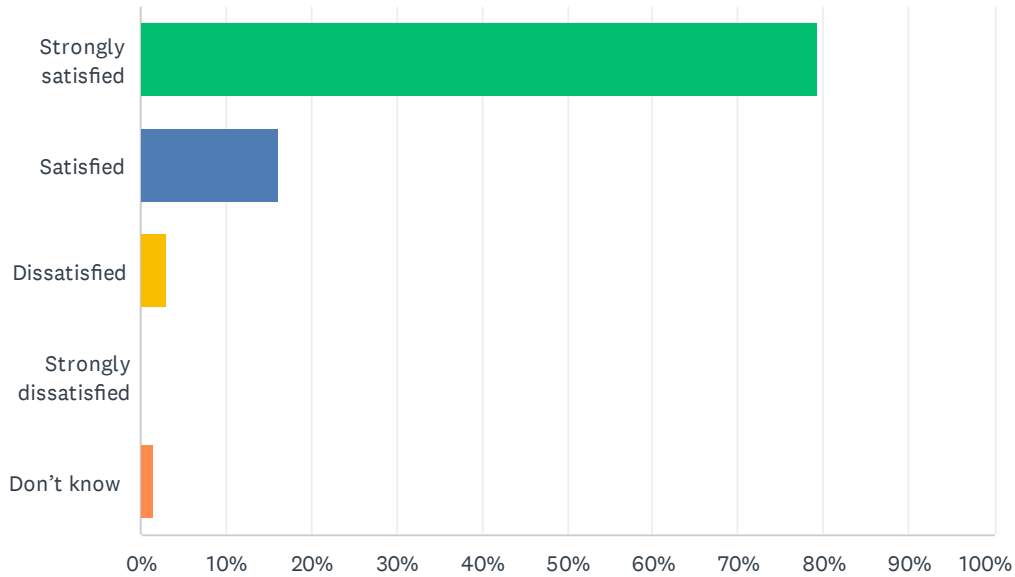
Answered: 70 Skipped: 3



ANSWER CHOICES	RESPONSES	
Strongly agree	48.57%	34
Agree	42.86%	30
Disagree	4.29%	3
Strongly disagree	1.43%	1
Don't know	2.86%	2
TOTAL		70

Q11 How satisfied are you with the quality of education your child's receiving at school?

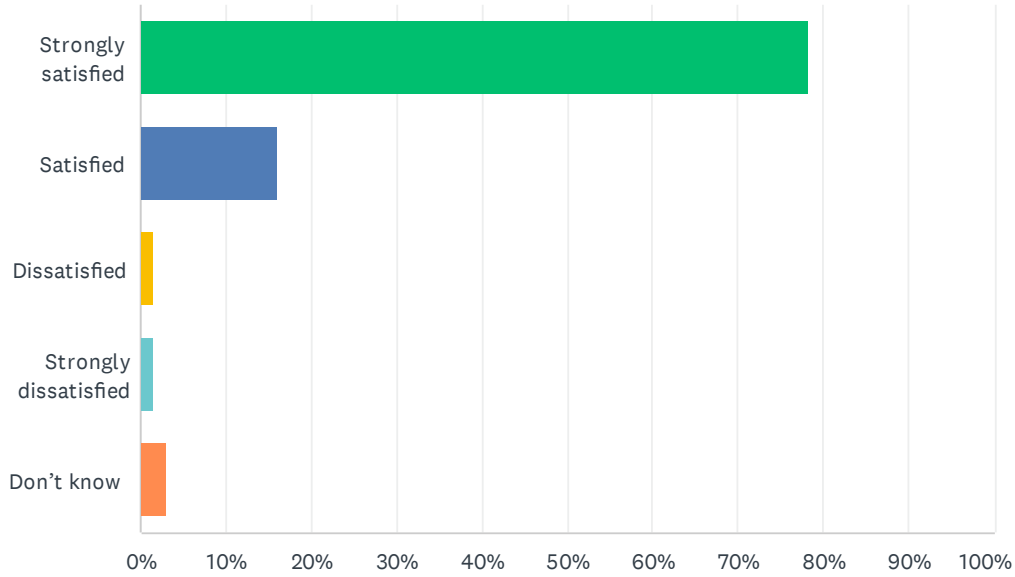
Answered: 68 Skipped: 5



ANSWER CHOICES	RESPONSES	
Strongly satisfied	79.41%	54
Satisfied	16.18%	11
Dissatisfied	2.94%	2
Strongly dissatisfied	0.00%	0
Don't know	1.47%	1
TOTAL		68

Q12 How satisfied are you with the quality of teaching at your child's school?

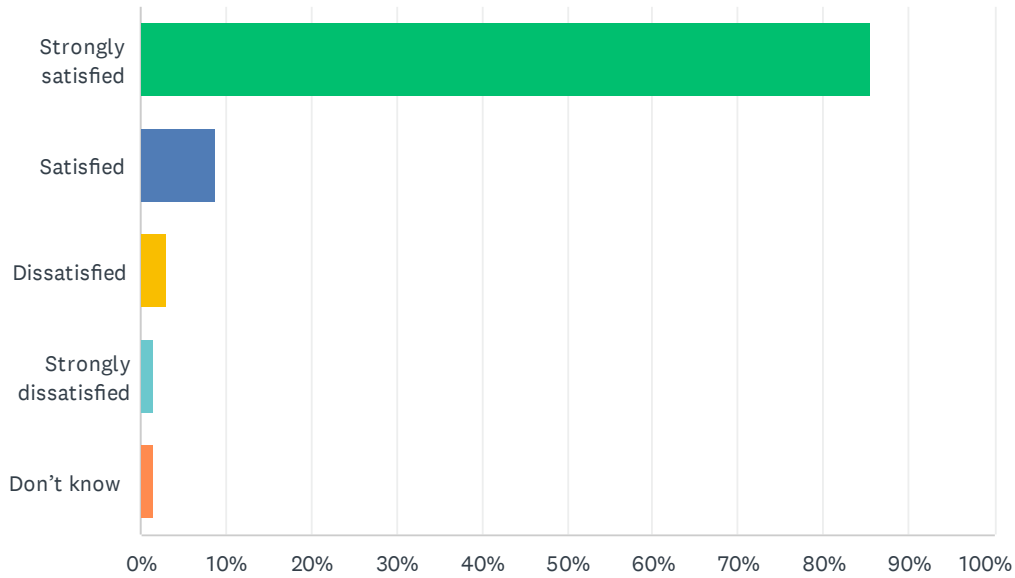
Answered: 69 Skipped: 4



ANSWER CHOICES	RESPONSES	
Strongly satisfied	78.26%	54
Satisfied	15.94%	11
Dissatisfied	1.45%	1
Strongly dissatisfied	1.45%	1
Don't know	2.90%	2
TOTAL		69

Q13 How satisfied are you with the leadership at your child's school?

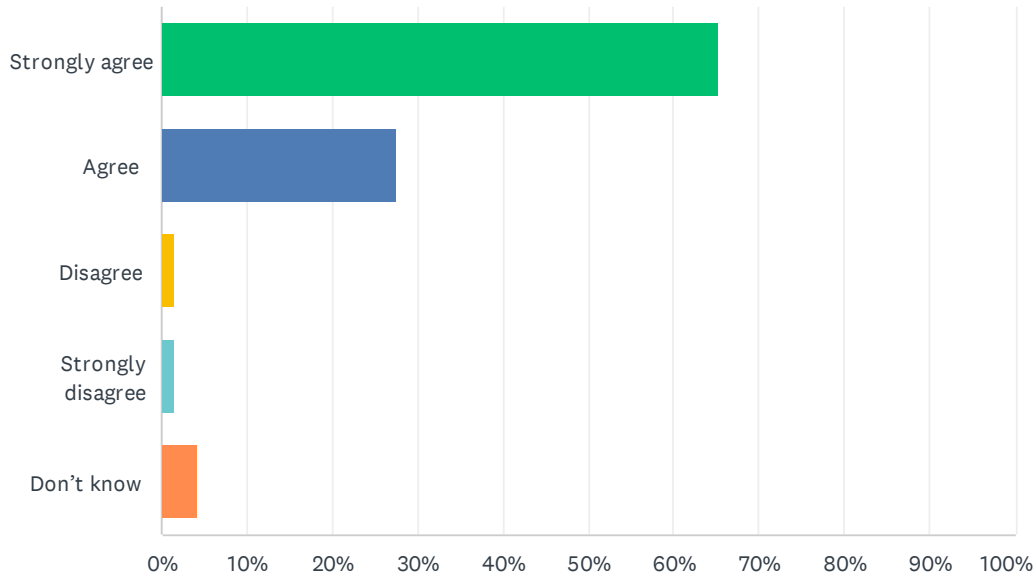
Answered: 69 Skipped: 4



ANSWER CHOICES	RESPONSES	
Strongly satisfied	85.51%	59
Satisfied	8.70%	6
Dissatisfied	2.90%	2
Strongly dissatisfied	1.45%	1
Don't know	1.45%	1
TOTAL		69

Q14 My child’s school encourages my child to be a responsible, respectful and engaged citizen.

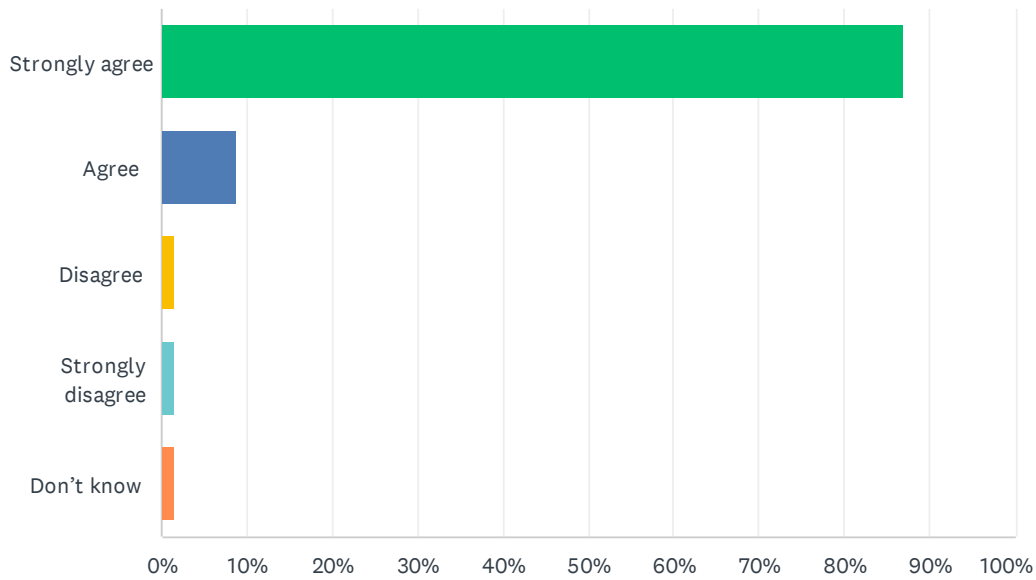
Answered: 69 Skipped: 4



ANSWER CHOICES	RESPONSES	
Strongly agree	65.22%	45
Agree	27.54%	19
Disagree	1.45%	1
Strongly disagree	1.45%	1
Don't know	4.35%	3
TOTAL		69

Q15 School staff care about my child.

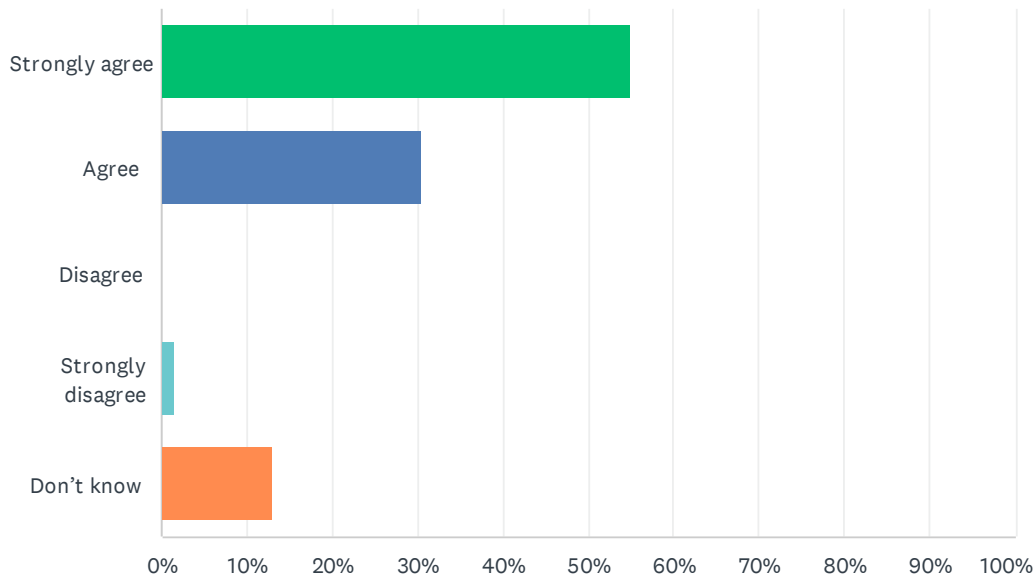
Answered: 69 Skipped: 4



ANSWER CHOICES	RESPONSES	
Strongly agree	86.96%	60
Agree	8.70%	6
Disagree	1.45%	1
Strongly disagree	1.45%	1
Don't know	1.45%	1
TOTAL		69

Q16 My child's school handles discipline fairly and reasonably.

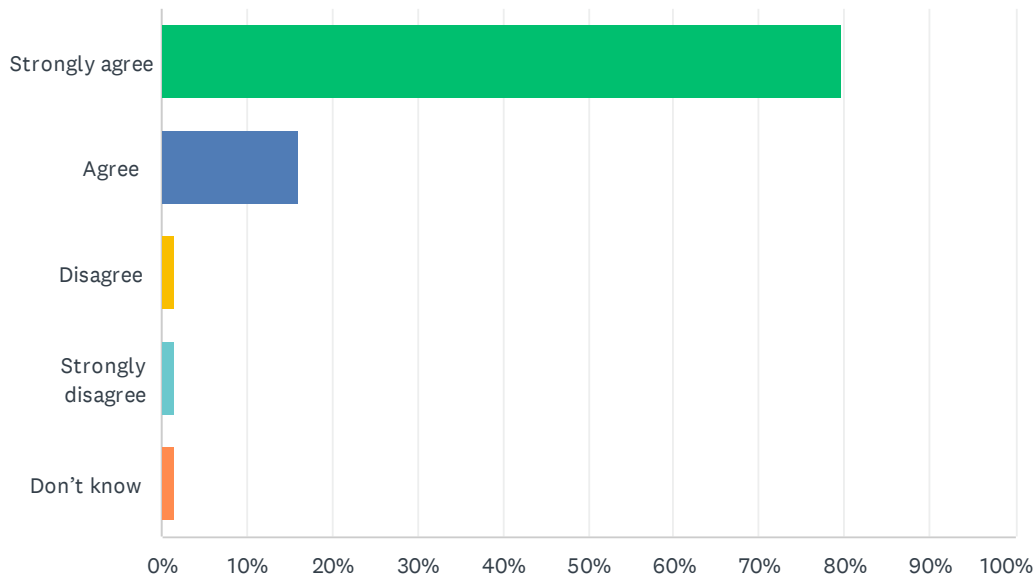
Answered: 69 Skipped: 4



ANSWER CHOICES	RESPONSES	
Strongly agree	55.07%	38
Agree	30.43%	21
Disagree	0.00%	0
Strongly disagree	1.45%	1
Don't know	13.04%	9
TOTAL		69

Q17 My child's school is safe.

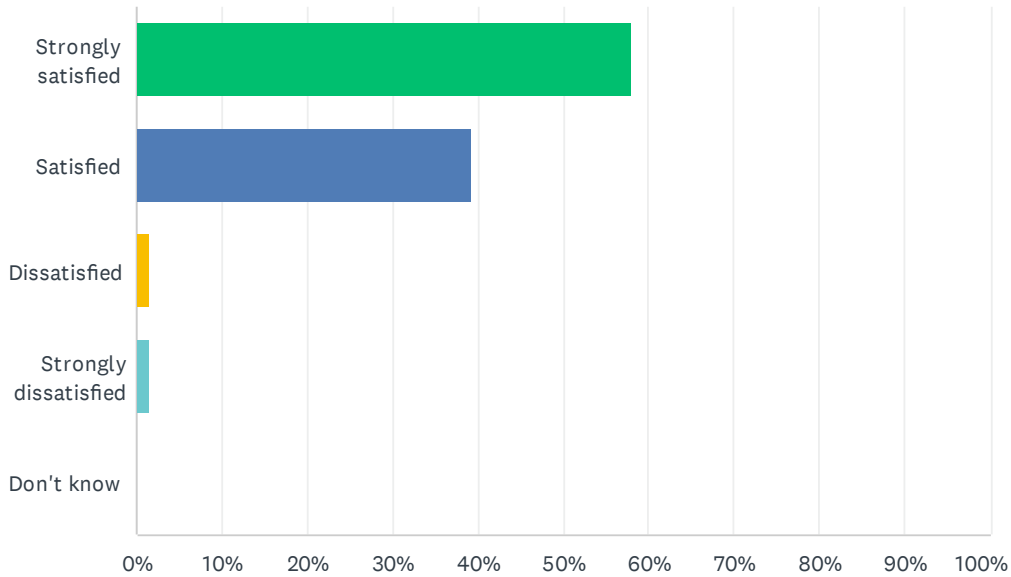
Answered: 69 Skipped: 4



ANSWER CHOICES	RESPONSES	
Strongly agree	79.71%	55
Agree	15.94%	11
Disagree	1.45%	1
Strongly disagree	1.45%	1
Don't know	1.45%	1
TOTAL		69

Q18 How satisfied are you with the resources available to support your child's learning?

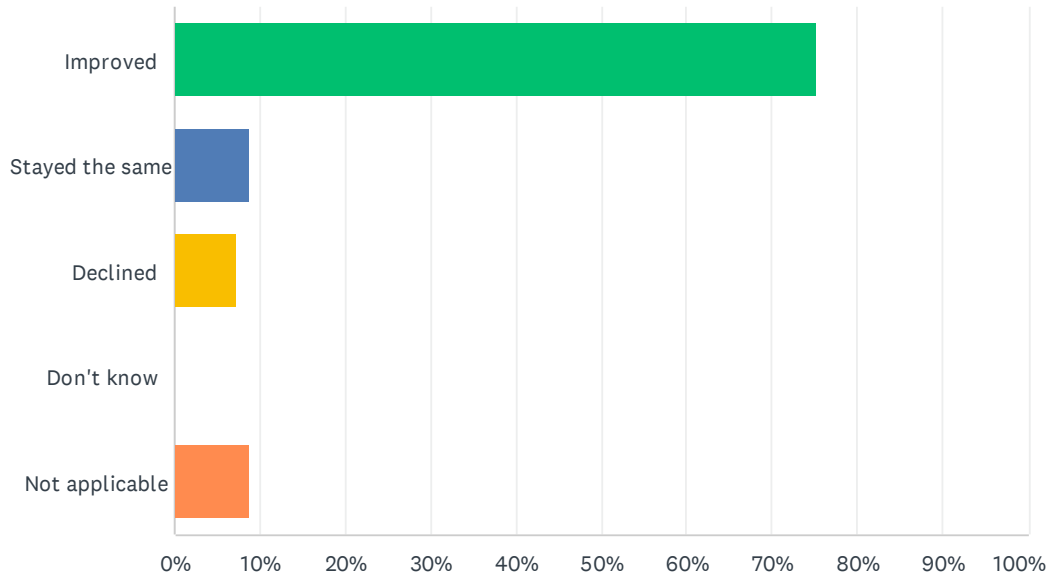
Answered: 69 Skipped: 4



ANSWER CHOICES	RESPONSES	
Strongly satisfied	57.97%	40
Satisfied	39.13%	27
Dissatisfied	1.45%	1
Strongly dissatisfied	1.45%	1
Don't know	0.00%	0
TOTAL		69

Q19 In your opinion, has the quality of education your child's experienced improved, stayed the same or declined in the past three years?

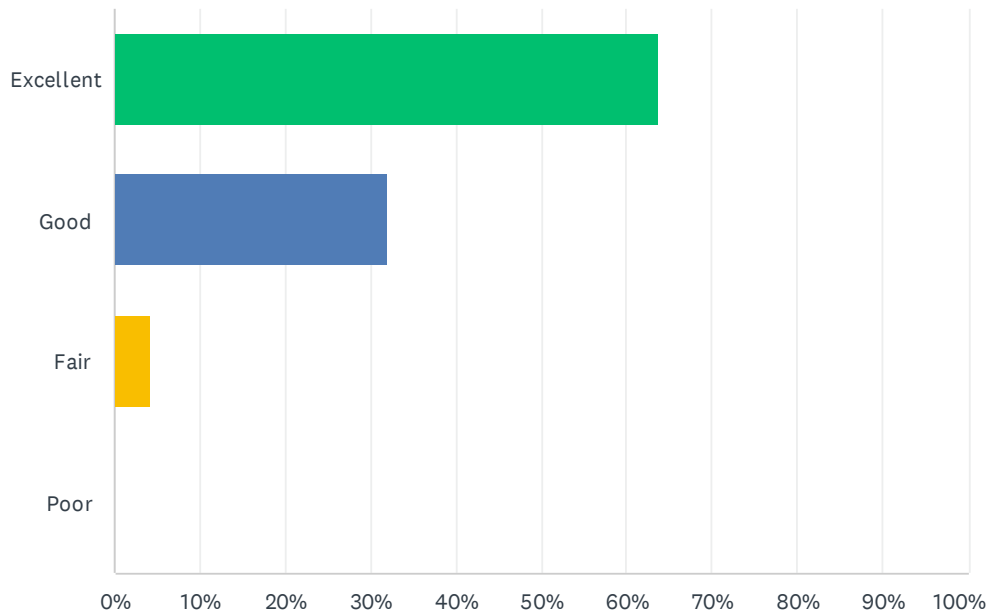
Answered: 69 Skipped: 4



ANSWER CHOICES	RESPONSES	
Improved	75.36%	52
Stayed the same	8.70%	6
Declined	7.25%	5
Don't know	0.00%	0
Not applicable	8.70%	6
TOTAL		69

Q20 How do you rate the physical condition of your child's school?

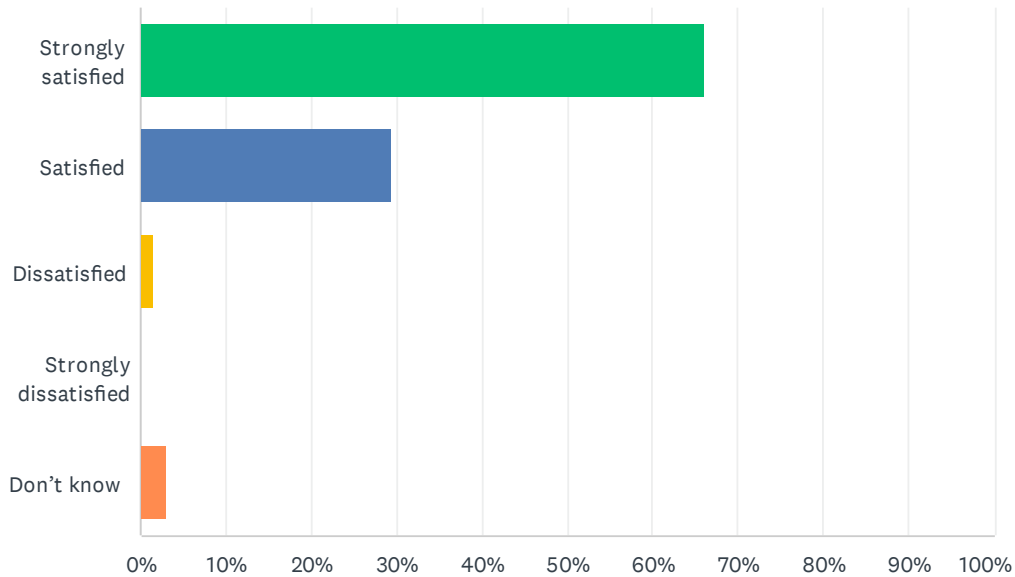
Answered: 69 Skipped: 4



ANSWER CHOICES	RESPONSES
Excellent	63.77% 44
Good	31.88% 22
Fair	4.35% 3
Poor	0.00% 0
TOTAL	69

Q21 How satisfied are you with the opportunities provided to be involved in your child's education? Refer to the EIPS Parent Engagement overview for examples of involvement and engagement opportunities that help support student success.

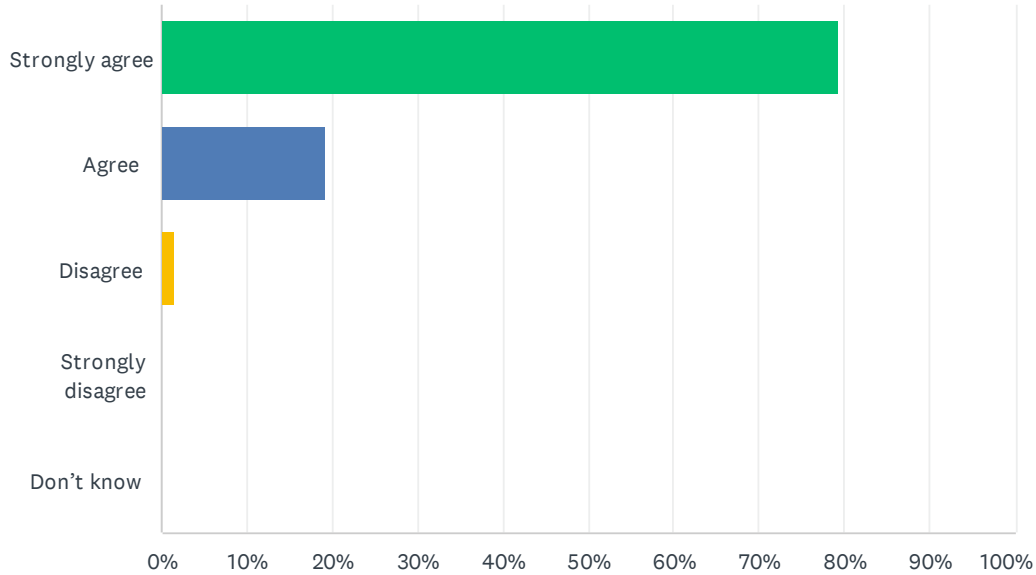
Answered: 68 Skipped: 5



ANSWER CHOICES	RESPONSES	
Strongly satisfied	66.18%	45
Satisfied	29.41%	20
Dissatisfied	1.47%	1
Strongly dissatisfied	0.00%	0
Don't know	2.94%	2
TOTAL		68

Q22 The school keeps me informed about my child's progress and achievement.

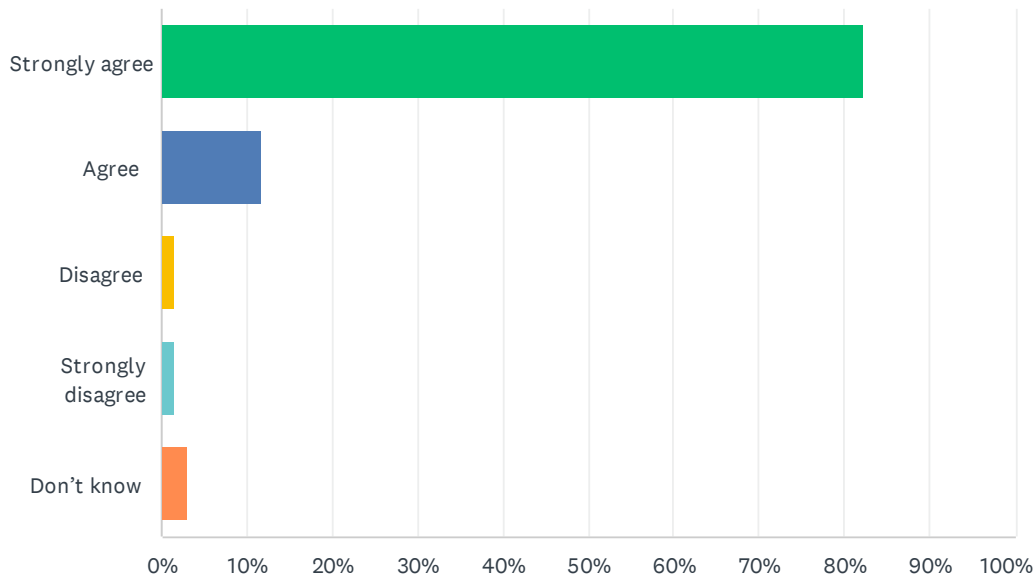
Answered: 68 Skipped: 5



ANSWER CHOICES	RESPONSES	
Strongly agree	79.41%	54
Agree	19.12%	13
Disagree	1.47%	1
Strongly disagree	0.00%	0
Don't know	0.00%	0
TOTAL		68

Q23 There is open and honest communication within my child's school.

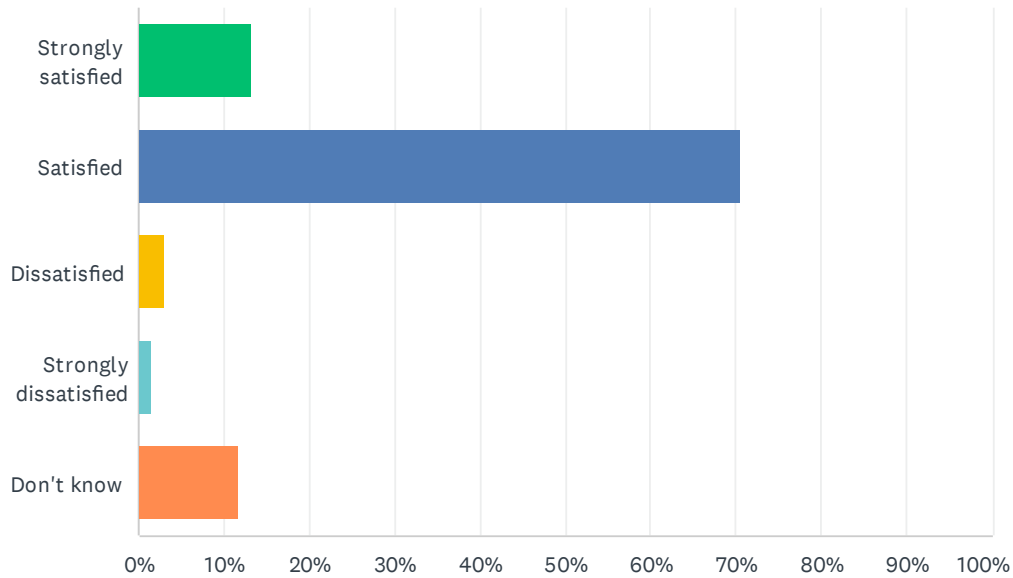
Answered: 68 Skipped: 5



ANSWER CHOICES	RESPONSES	
Strongly agree	82.35%	56
Agree	11.76%	8
Disagree	1.47%	1
Strongly disagree	1.47%	1
Don't know	2.94%	2
TOTAL		68

Q24 How satisfied are you with the Division’s commitment to engaging stakeholders—including parents and caregivers—about matters that affect decision-making and public education?

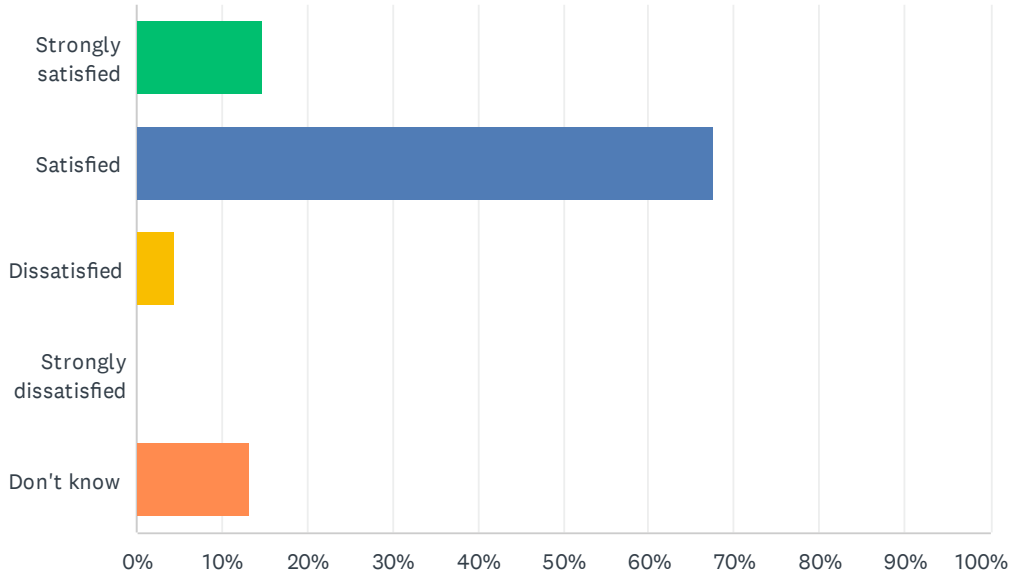
Answered: 68 Skipped: 5



ANSWER CHOICES	RESPONSES
Strongly satisfied	13.24% 9
Satisfied	70.59% 48
Dissatisfied	2.94% 2
Strongly dissatisfied	1.47% 1
Don't know	11.76% 8
TOTAL	68

Q25 How satisfied are you with the Division’s commitment to advocating for public education?

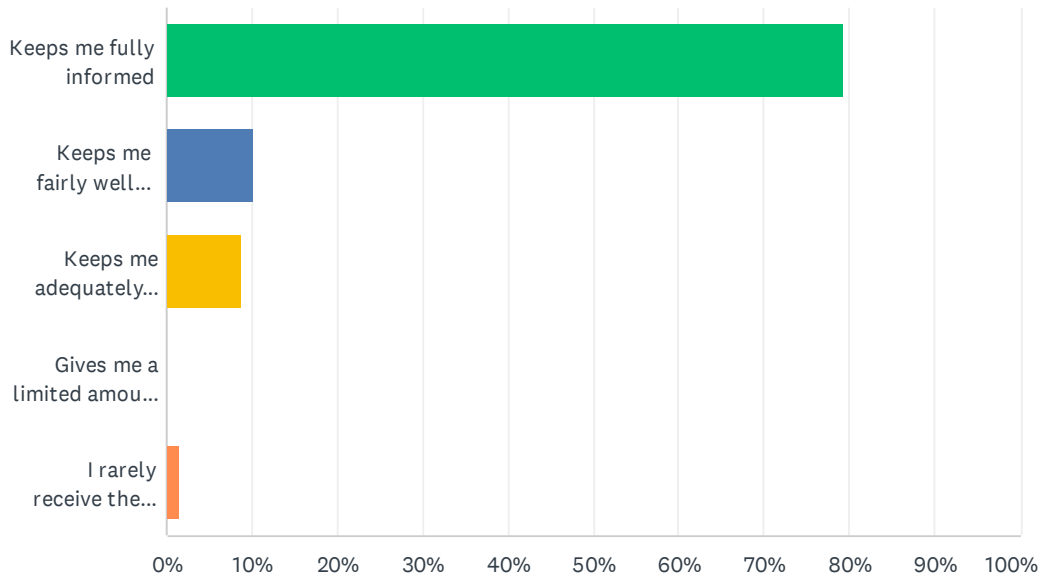
Answered: 68 Skipped: 5



ANSWER CHOICES	RESPONSES	
Strongly satisfied	14.71%	10
Satisfied	67.65%	46
Dissatisfied	4.41%	3
Strongly dissatisfied	0.00%	0
Don't know	13.24%	9
TOTAL		68

Q26 Elk Island Public Schools appreciates the opportunity to stay connected with parents about news, activities, programs and other matters of importance. What is your impression of the communication you receive from your child's school?

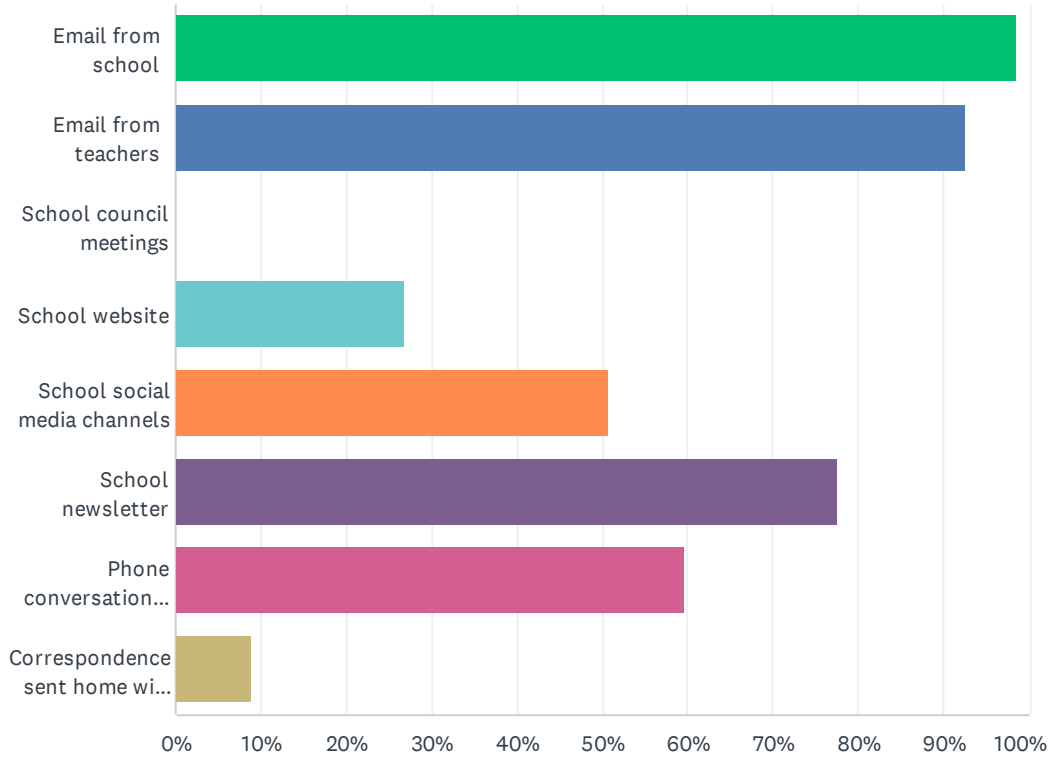
Answered: 68 Skipped: 5



ANSWER CHOICES	RESPONSES	
Keeps me fully informed	79.41%	54
Keeps me fairly well informed	10.29%	7
Keeps me adequately informed	8.82%	6
Gives me a limited amount of information	0.00%	0
I rarely receive the information I need	1.47%	1
TOTAL		68

Q27 Do you regularly make use of the following to keep up to date on school activities, programs, etc.? Check all that apply.

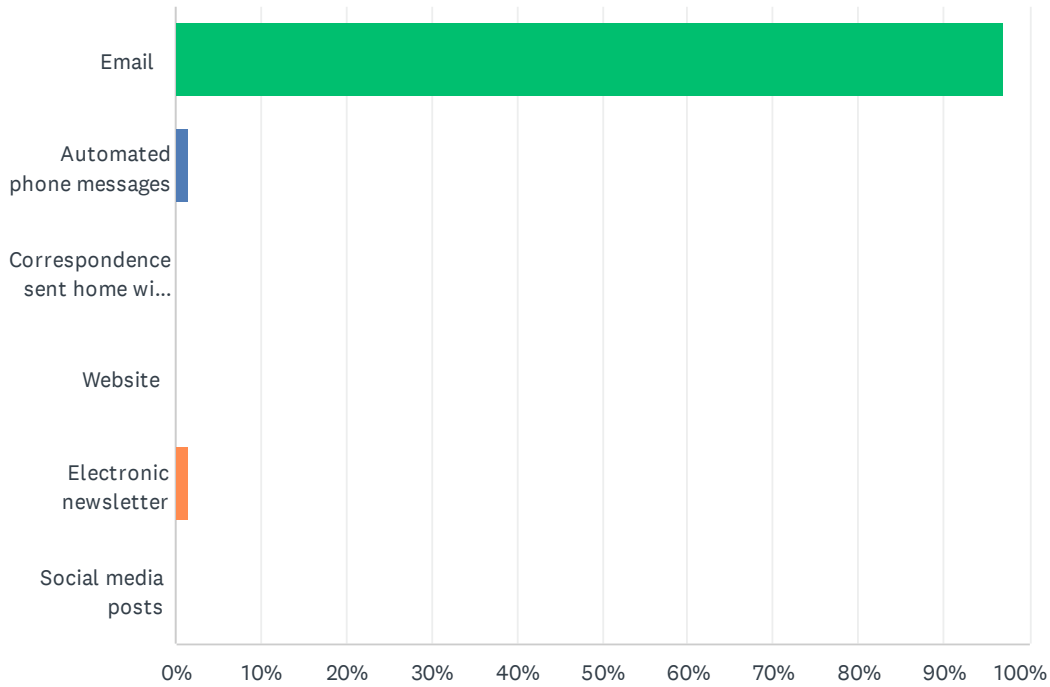
Answered: 67 Skipped: 6



ANSWER CHOICES	RESPONSES	
Email from school	98.51%	66
Email from teachers	92.54%	62
School council meetings	0.00%	0
School website	26.87%	18
School social media channels	50.75%	34
School newsletter	77.61%	52
Phone conversations with the school or teachers	59.70%	40
Correspondence sent home with my child	8.96%	6
Total Respondents: 67		

Q28 What is your most preferred method of communication from the school and Division?

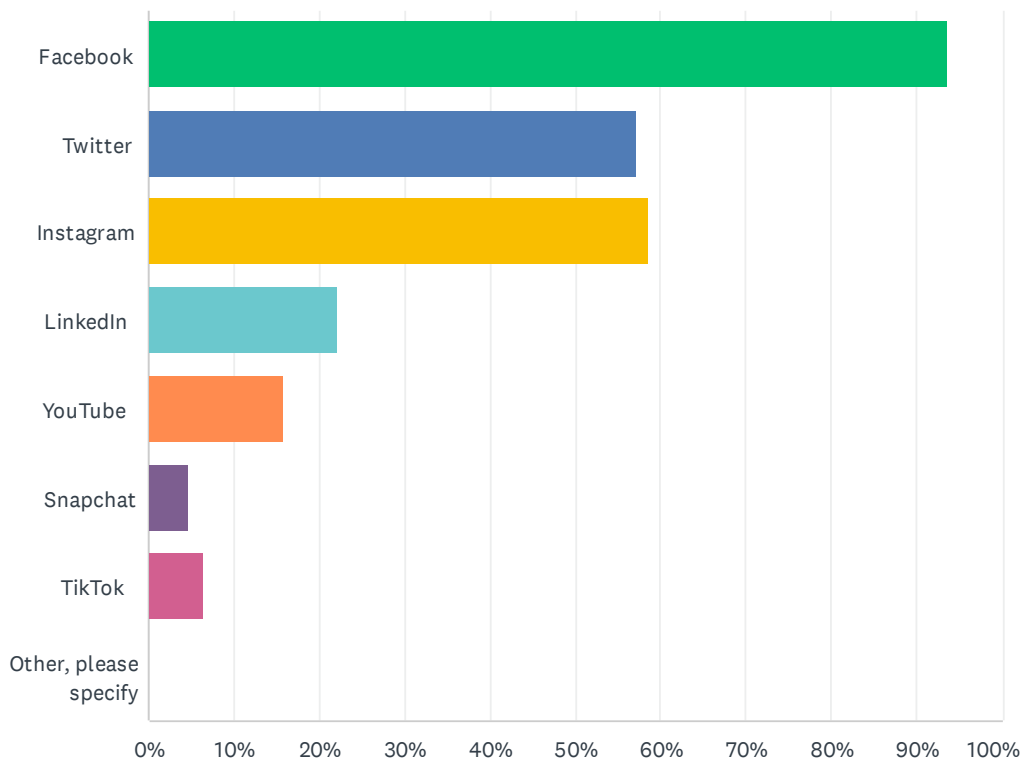
Answered: 68 Skipped: 5



ANSWER CHOICES	RESPONSES	
Email	97.06%	66
Automated phone messages	1.47%	1
Correspondence sent home with my child	0.00%	0
Website	0.00%	0
Electronic newsletter	1.47%	1
Social media posts	0.00%	0
TOTAL		68

Q29 The Division and schools often share news and information on social media. Which of the following platforms do you use? Check all that apply.

Answered: 63 Skipped: 10



ANSWER CHOICES	RESPONSES	
Facebook	93.65%	59
Twitter	57.14%	36
Instagram	58.73%	37
LinkedIn	22.22%	14
YouTube	15.87%	10
Snapchat	4.76%	3
TikTok	6.35%	4
Other, please specify	0.00%	0
Total Respondents: 63		