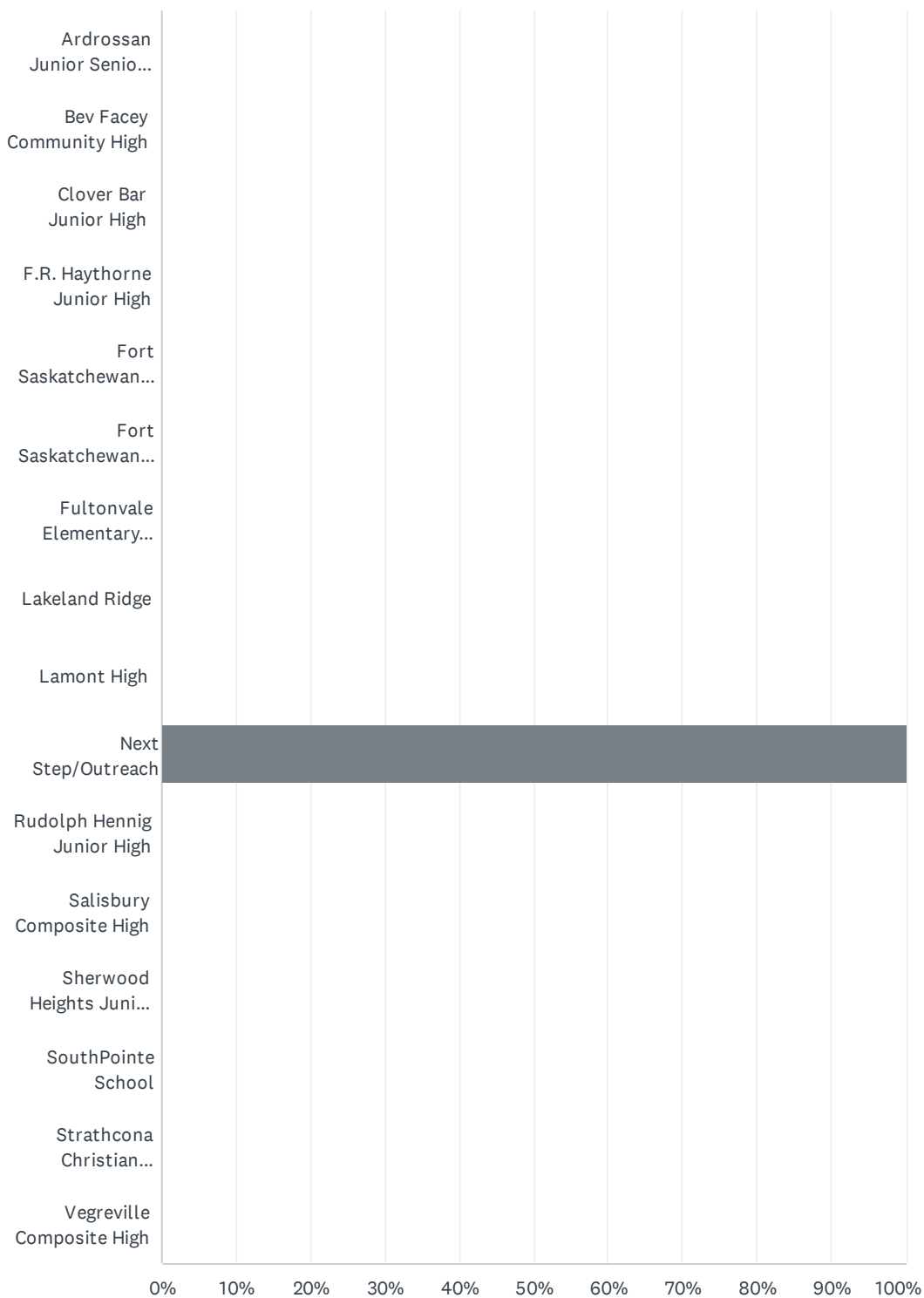


# Q1 What school do you currently attend?

Answered: 118 Skipped: 0

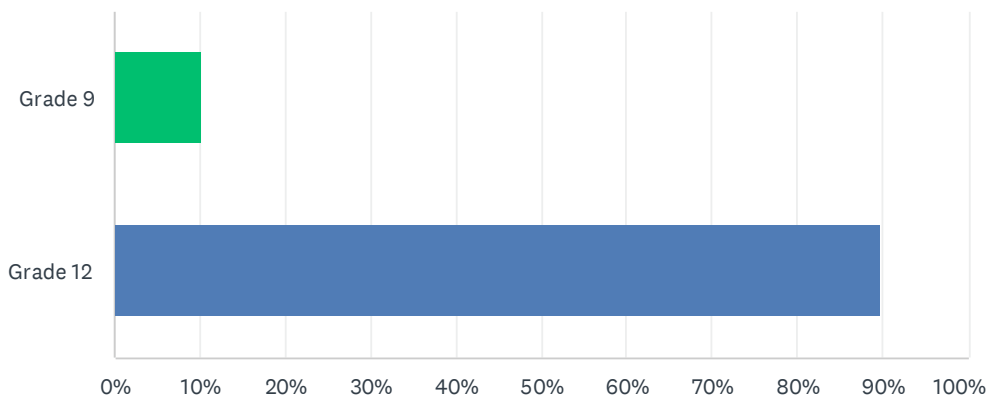


2022-23 EIPS Annual Feedback Survey: Students

ANSWER CHOICES	RESPONSES	
Ardrossan Junior Senior High	0.00%	0
Bev Facey Community High	0.00%	0
Clover Bar Junior High	0.00%	0
F.R. Haythorne Junior High	0.00%	0
Fort Saskatchewan Christian	0.00%	0
Fort Saskatchewan High	0.00%	0
Fultonvale Elementary Junior High	0.00%	0
Lakeland Ridge	0.00%	0
Lamont High	0.00%	0
Next Step/Outreach	100.00%	118
Rudolph Hennig Junior High	0.00%	0
Salisbury Composite High	0.00%	0
Sherwood Heights Junior High	0.00%	0
SouthPointe School	0.00%	0
Strathcona Christian Academy Secondary	0.00%	0
Vegreville Composite High	0.00%	0
<b>TOTAL</b>		<b>118</b>

## Q2 What grade are you currently in?

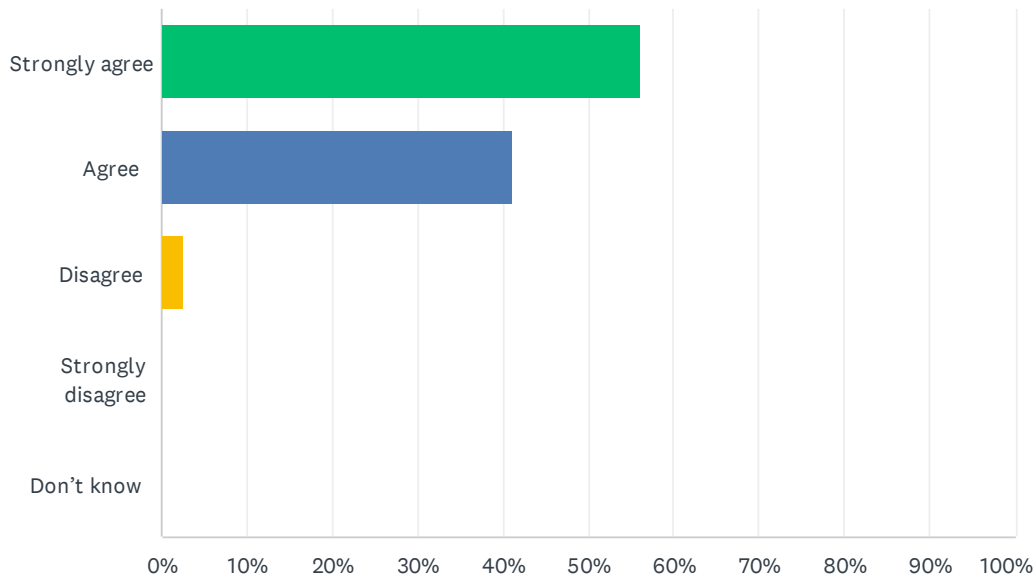
Answered: 118 Skipped: 0



ANSWER CHOICES	RESPONSES	
Grade 9	10.17%	12
Grade 12	89.83%	106
TOTAL		118

### Q3 At school, my individual learning needs are met.

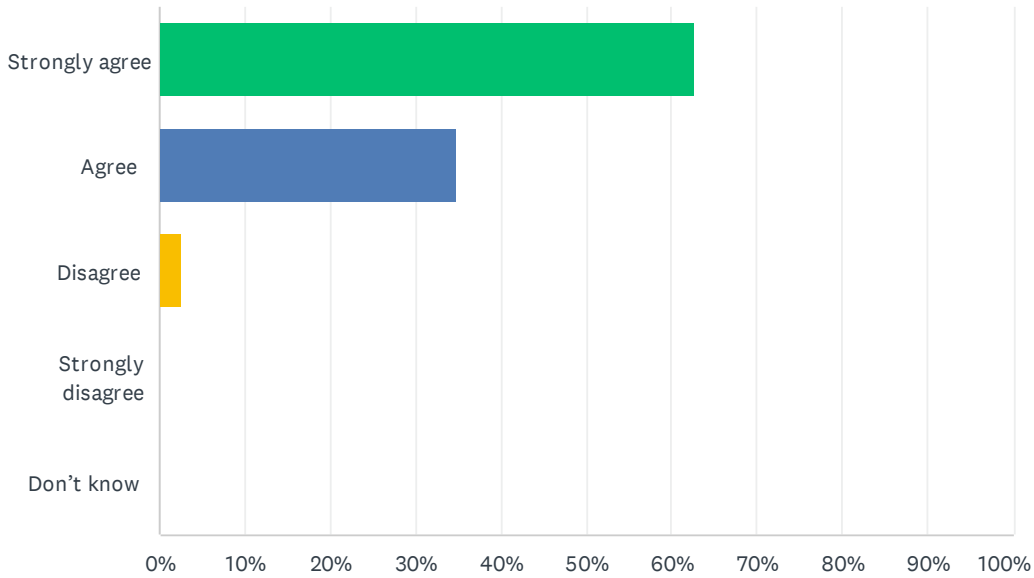
Answered: 114 Skipped: 4



ANSWER CHOICES	RESPONSES	
Strongly agree	56.14%	64
Agree	41.23%	47
Disagree	2.63%	3
Strongly disagree	0.00%	0
Don't know	0.00%	0
<b>TOTAL</b>		<b>114</b>

## Q4 At school, I'm encouraged to do my best.

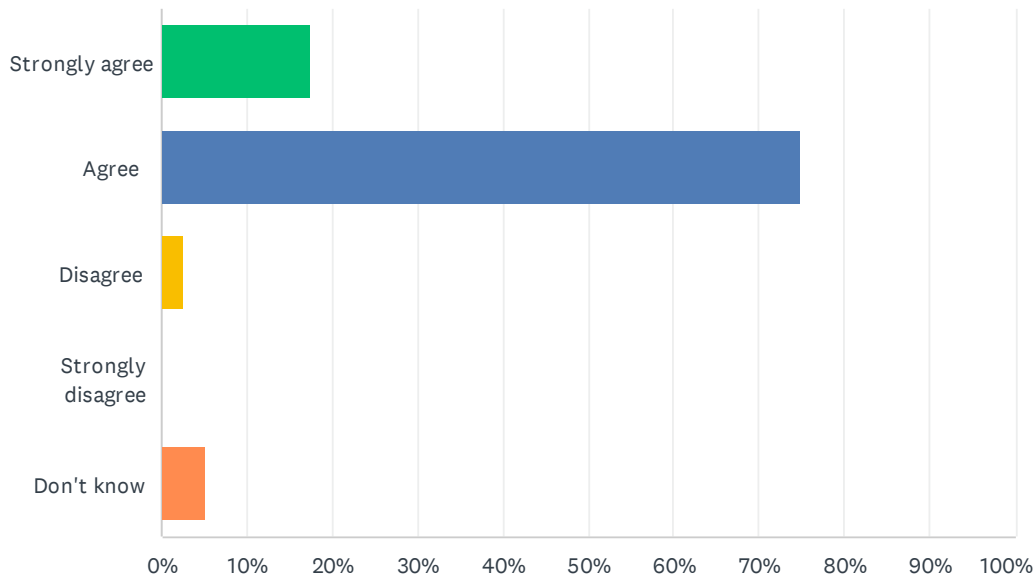
Answered: 115 Skipped: 3



ANSWER CHOICES	RESPONSES	
Strongly agree	62.61%	72
Agree	34.78%	40
Disagree	2.61%	3
Strongly disagree	0.00%	0
Don't know	0.00%	0
<b>TOTAL</b>		<b>115</b>

## Q5 I'm demonstrating growth in literacy.

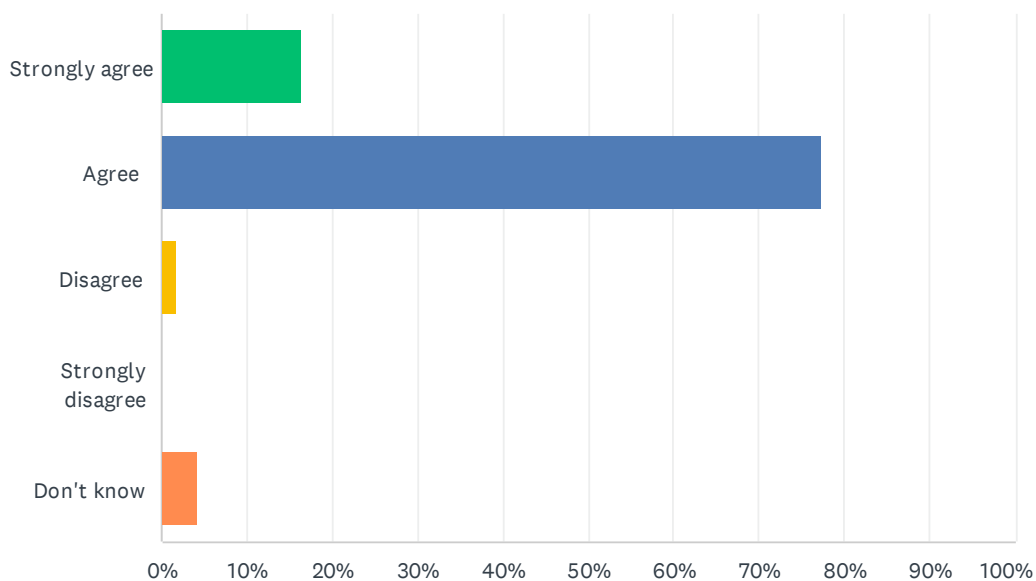
Answered: 115 Skipped: 3



ANSWER CHOICES	RESPONSES	
Strongly agree	17.39%	20
Agree	74.78%	86
Disagree	2.61%	3
Strongly disagree	0.00%	0
Don't know	5.22%	6
<b>TOTAL</b>		<b>115</b>

## Q6 I'm demonstrating growth in numeracy.

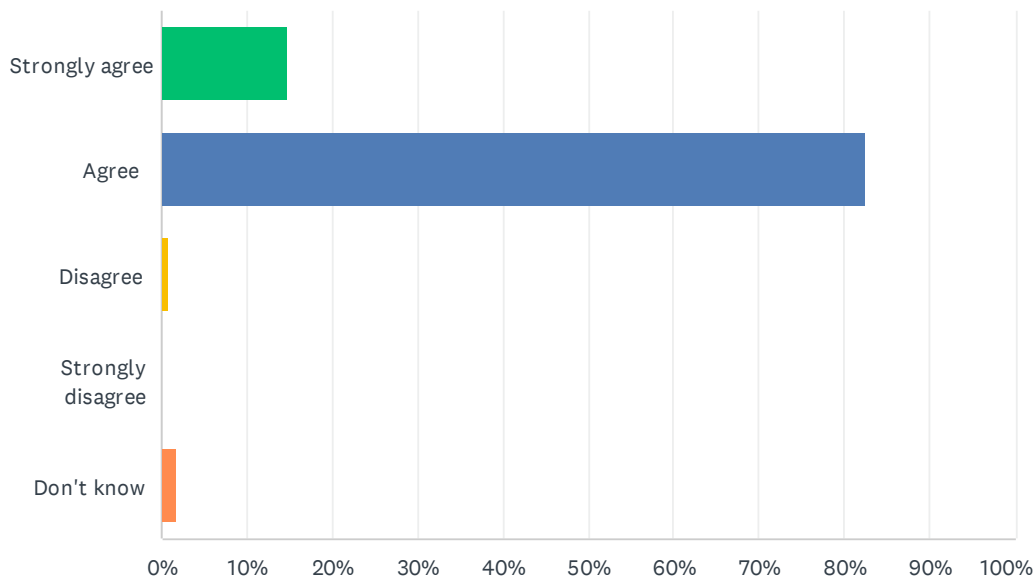
Answered: 115 Skipped: 3



ANSWER CHOICES	RESPONSES	
Strongly agree	16.52%	19
Agree	77.39%	89
Disagree	1.74%	2
Strongly disagree	0.00%	0
Don't know	4.35%	5
<b>TOTAL</b>		<b>115</b>

## Q7 I have an understanding of First Nations, Métis and Inuit culture and history.

Answered: 115 Skipped: 3

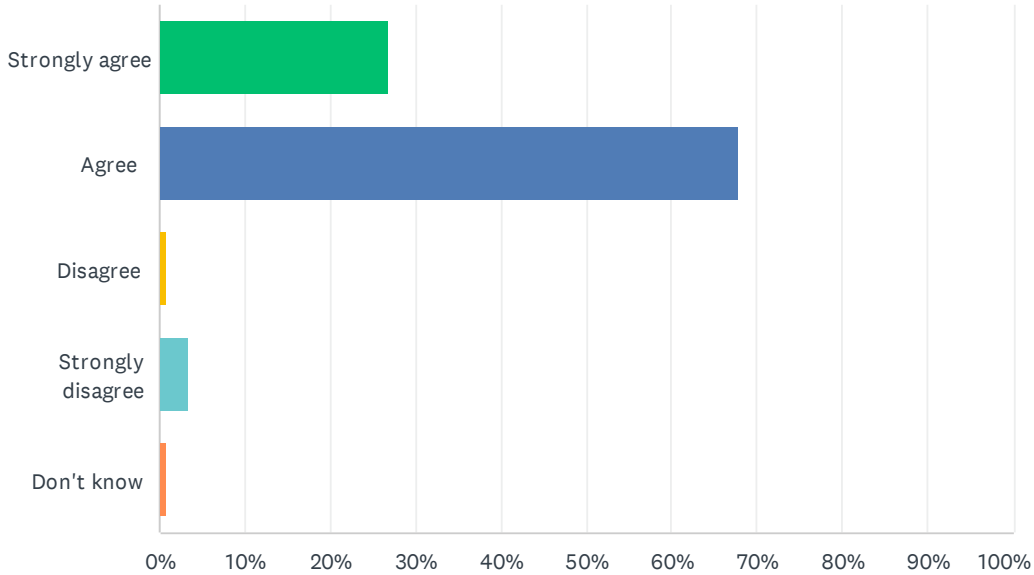


ANSWER CHOICES	RESPONSES	
Strongly agree	14.78%	17
Agree	82.61%	95
Disagree	0.87%	1
Strongly disagree	0.00%	0
Don't know	1.74%	2
<b>TOTAL</b>		<b>115</b>



## Q8 I'm learning the knowledge, skills and attitudes necessary to be successful in life.

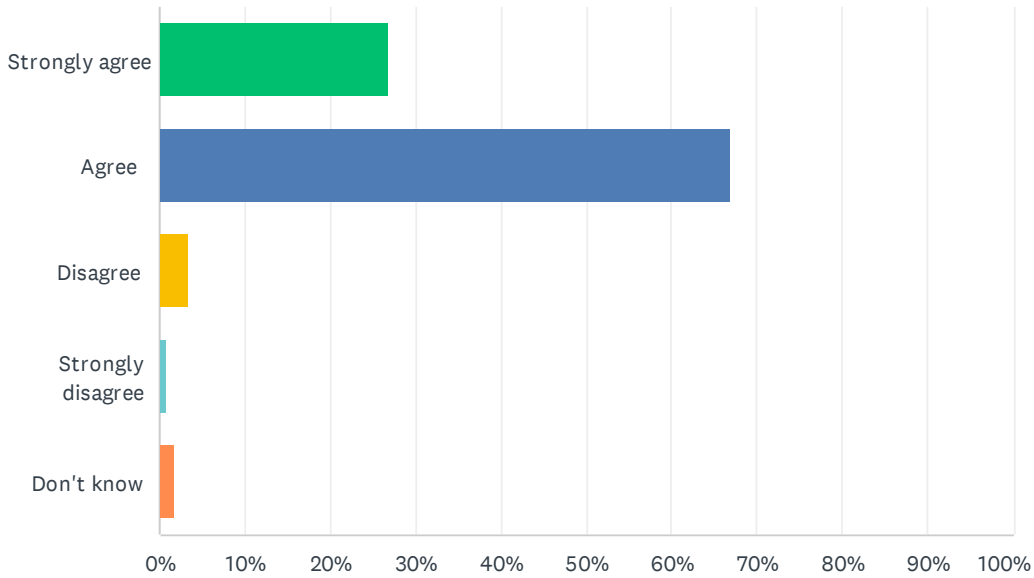
Answered: 115 Skipped: 3



ANSWER CHOICES	RESPONSES	
Strongly agree	26.96%	31
Agree	67.83%	78
Disagree	0.87%	1
Strongly disagree	3.48%	4
Don't know	0.87%	1
<b>TOTAL</b>		<b>115</b>

## Q9 I feel supported by my school as I prepare for life beyond high school.

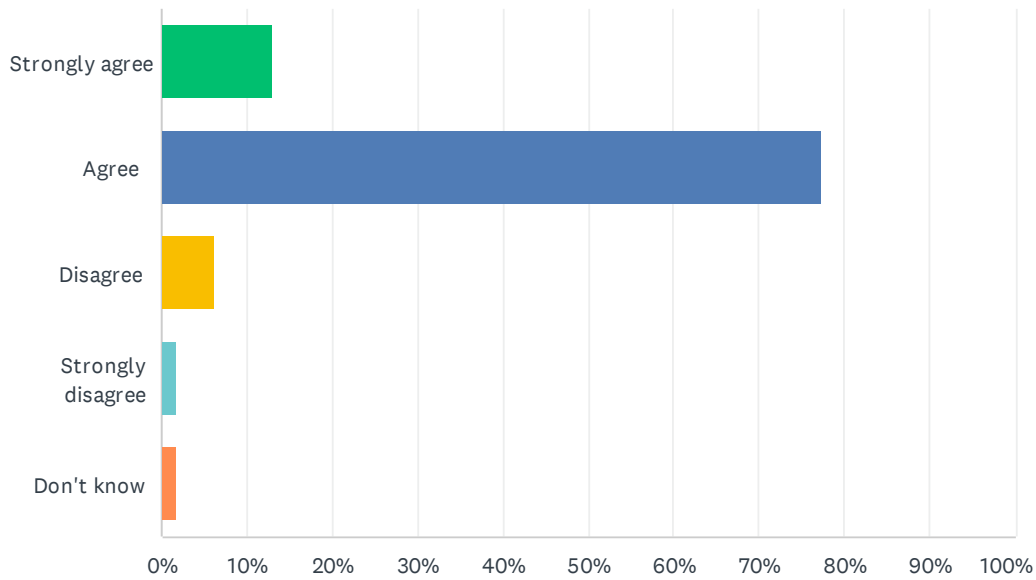
Answered: 115 Skipped: 3



ANSWER CHOICES	RESPONSES	
Strongly agree	26.96%	31
Agree	66.96%	77
Disagree	3.48%	4
Strongly disagree	0.87%	1
Don't know	1.74%	2
<b>TOTAL</b>		<b>115</b>

### Q10 I find my school work interesting and am engaged in my learning.

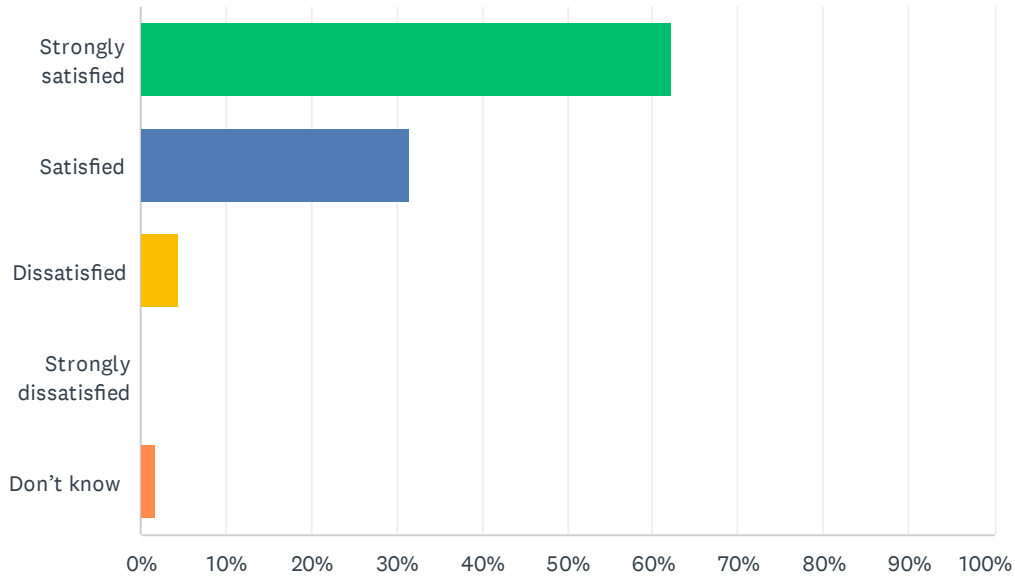
Answered: 115 Skipped: 3



ANSWER CHOICES	RESPONSES	
Strongly agree	13.04%	15
Agree	77.39%	89
Disagree	6.09%	7
Strongly disagree	1.74%	2
Don't know	1.74%	2
<b>TOTAL</b>		<b>115</b>

## Q11 How satisfied are you with the quality of education you're receiving at your school?

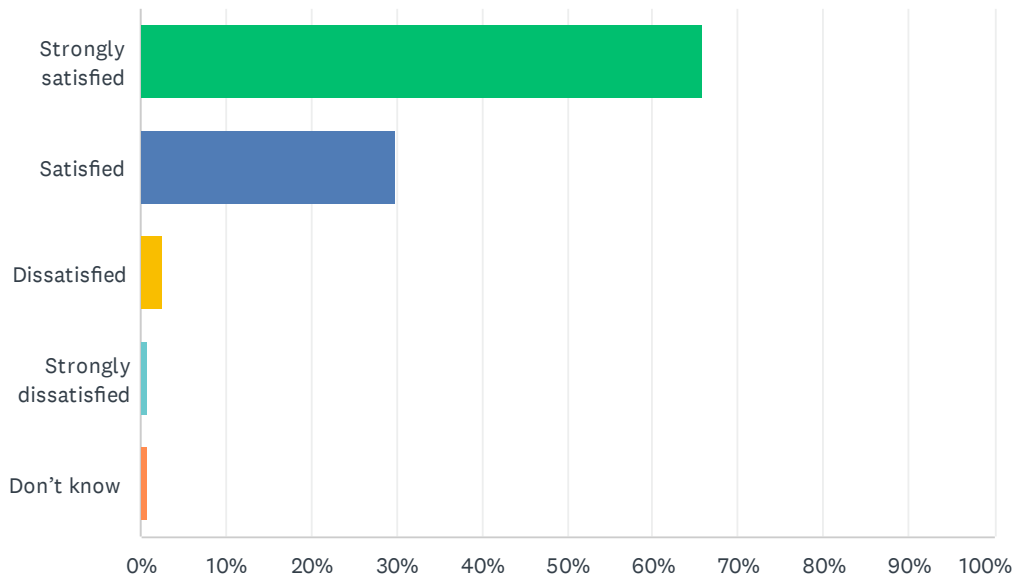
Answered: 114 Skipped: 4



ANSWER CHOICES	RESPONSES	
Strongly satisfied	62.28%	71
Satisfied	31.58%	36
Dissatisfied	4.39%	5
Strongly dissatisfied	0.00%	0
Don't know	1.75%	2
<b>TOTAL</b>		<b>114</b>

## Q12 How satisfied are you with the quality of teaching you're receiving?

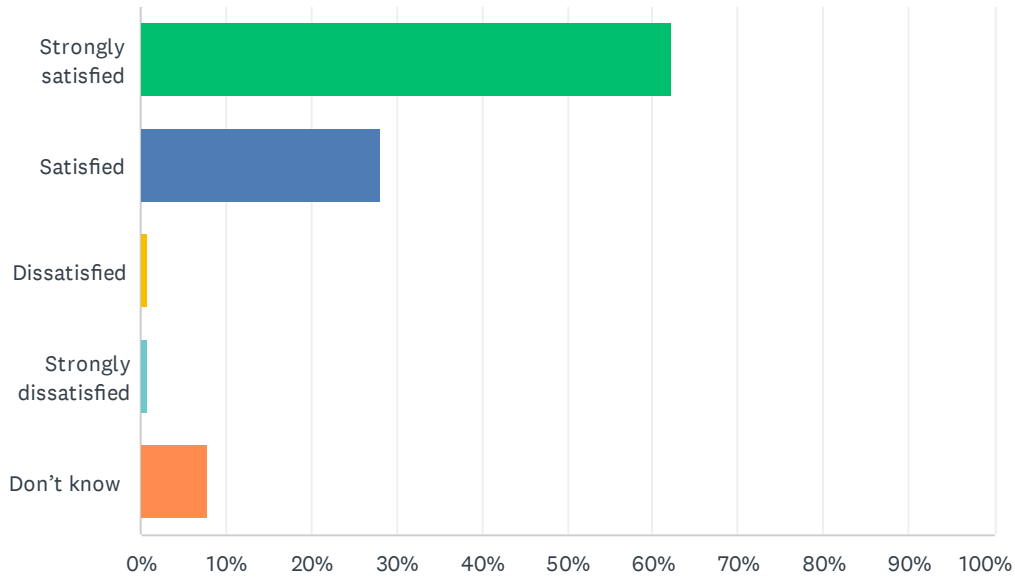
Answered: 114 Skipped: 4



ANSWER CHOICES	RESPONSES	
Strongly satisfied	65.79%	75
Satisfied	29.82%	34
Dissatisfied	2.63%	3
Strongly dissatisfied	0.88%	1
Don't know	0.88%	1
<b>TOTAL</b>		<b>114</b>

### Q13 How satisfied are you with the leadership at your school?

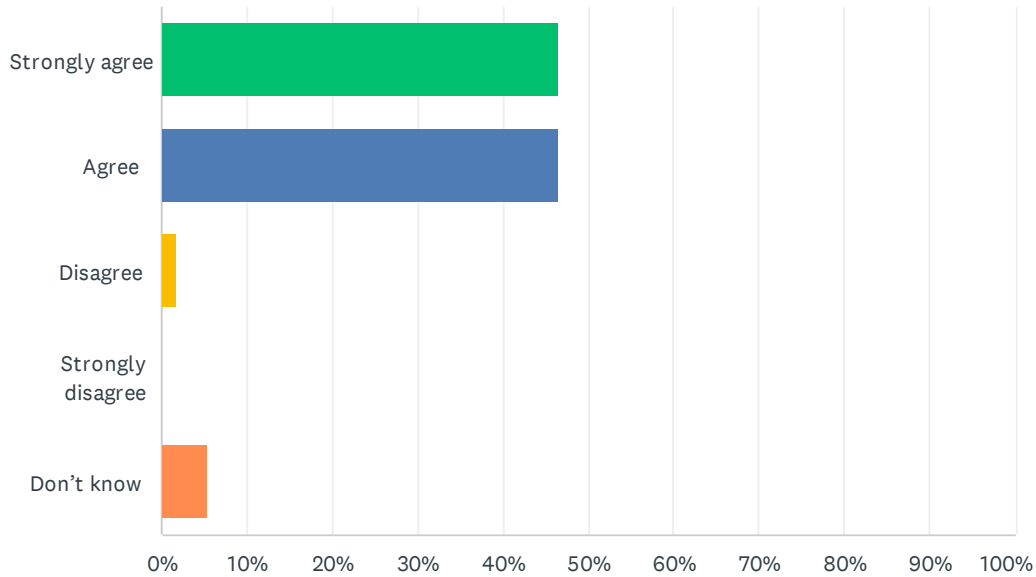
Answered: 114 Skipped: 4



ANSWER CHOICES	RESPONSES	
Strongly satisfied	62.28%	71
Satisfied	28.07%	32
Dissatisfied	0.88%	1
Strongly dissatisfied	0.88%	1
Don't know	7.89%	9
<b>TOTAL</b>		<b>114</b>

## Q14 My school encourages students to be responsible, respectful and engaged citizens.

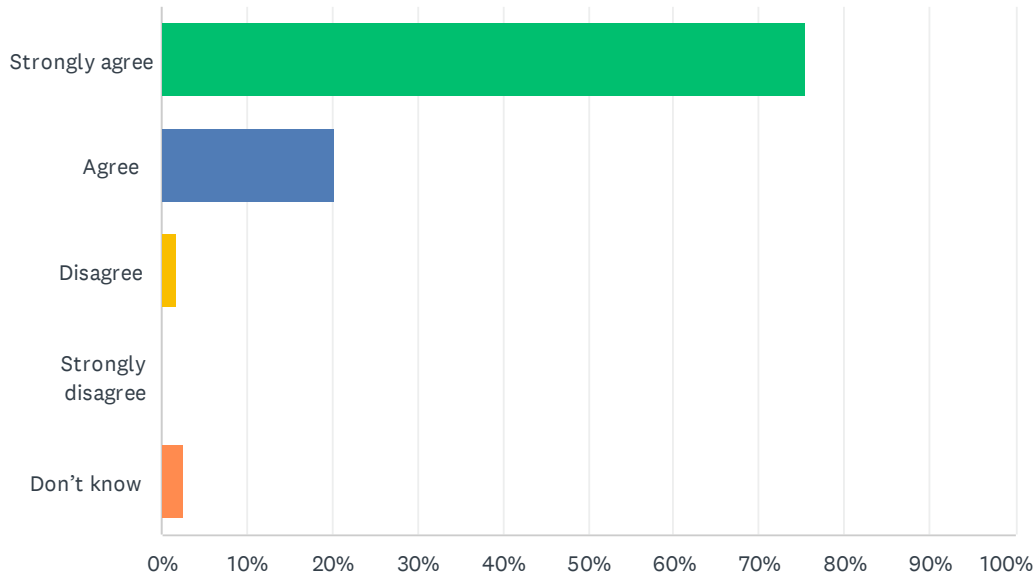
Answered: 114 Skipped: 4



ANSWER CHOICES	RESPONSES	
Strongly agree	46.49%	53
Agree	46.49%	53
Disagree	1.75%	2
Strongly disagree	0.00%	0
Don't know	5.26%	6
<b>TOTAL</b>		<b>114</b>

## Q15 The staff at my school care about me.

Answered: 114 Skipped: 4

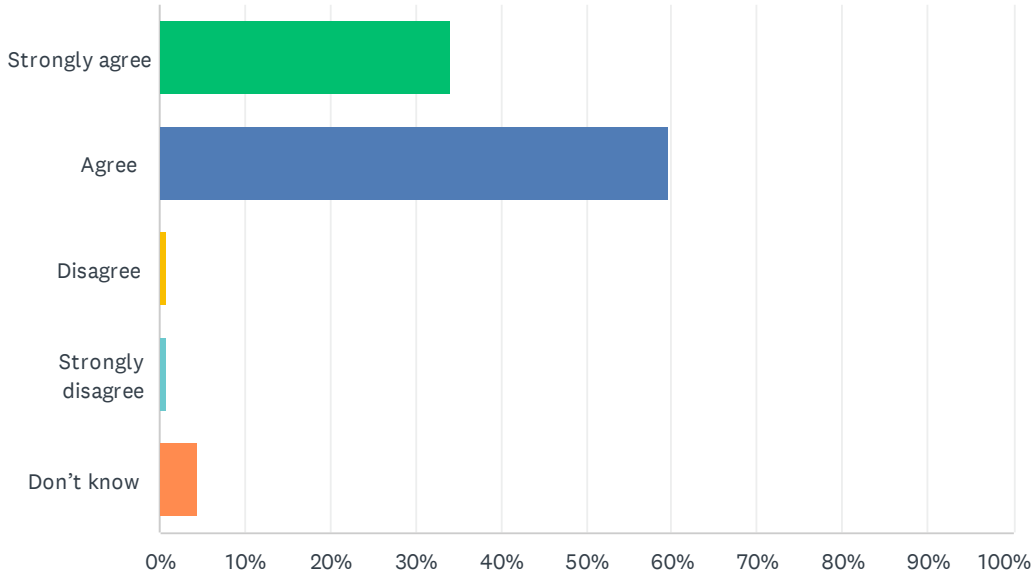


ANSWER CHOICES	RESPONSES	
Strongly agree	75.44%	86
Agree	20.18%	23
Disagree	1.75%	2
Strongly disagree	0.00%	0
Don't know	2.63%	3
<b>TOTAL</b>		<b>114</b>



## Q16 My school expects students to behave responsibly, and if not, they're dealt with fairly.

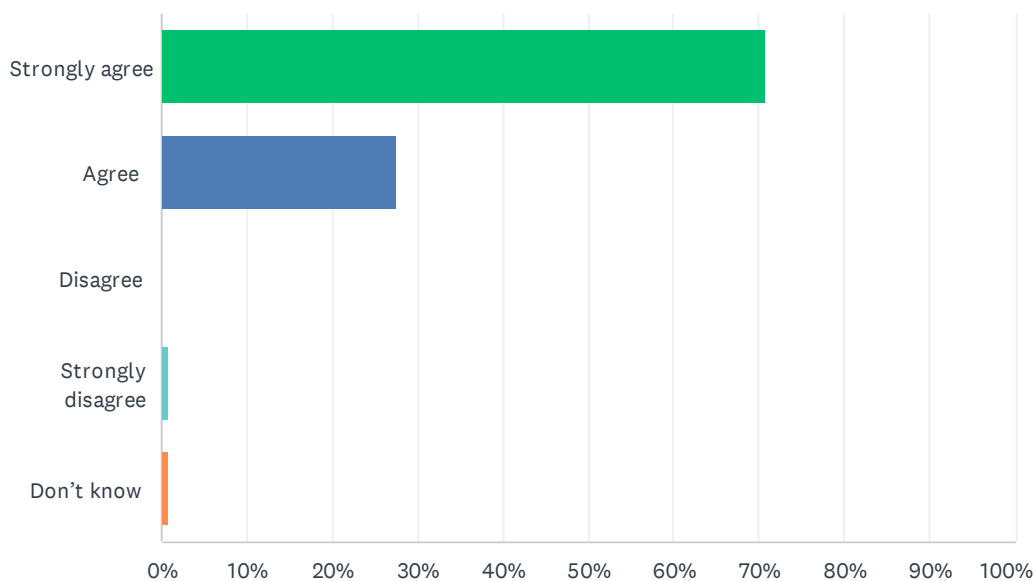
Answered: 114 Skipped: 4



ANSWER CHOICES	RESPONSES	
Strongly agree	34.21%	39
Agree	59.65%	68
Disagree	0.88%	1
Strongly disagree	0.88%	1
Don't know	4.39%	5
<b>TOTAL</b>		<b>114</b>

## Q17 My school is safe.

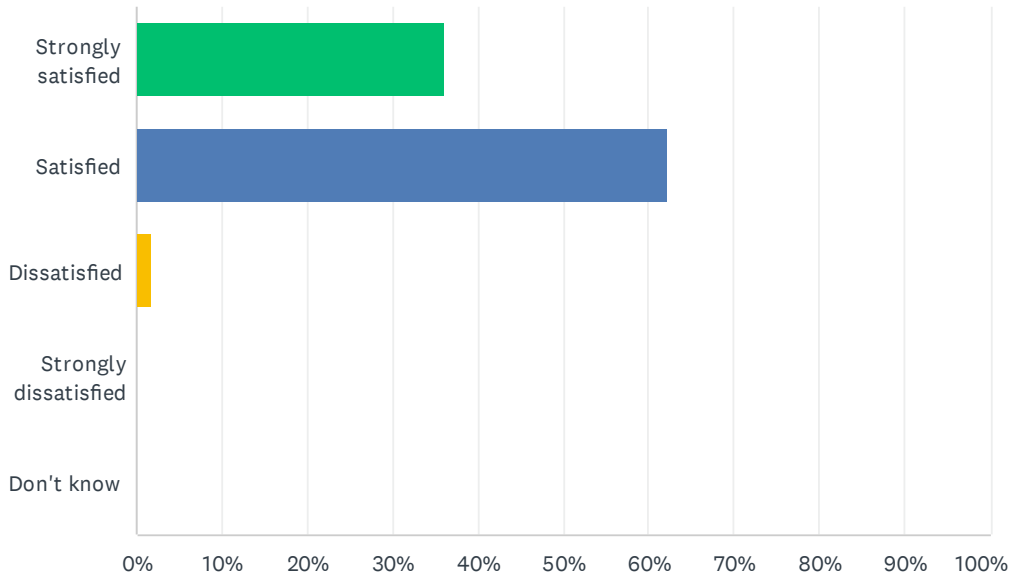
Answered: 113 Skipped: 5



ANSWER CHOICES	RESPONSES	
Strongly agree	70.80%	80
Agree	27.43%	31
Disagree	0.00%	0
Strongly disagree	0.88%	1
Don't know	0.88%	1
<b>TOTAL</b>		<b>113</b>

## Q18 How satisfied are you with the resources available to support your learning?

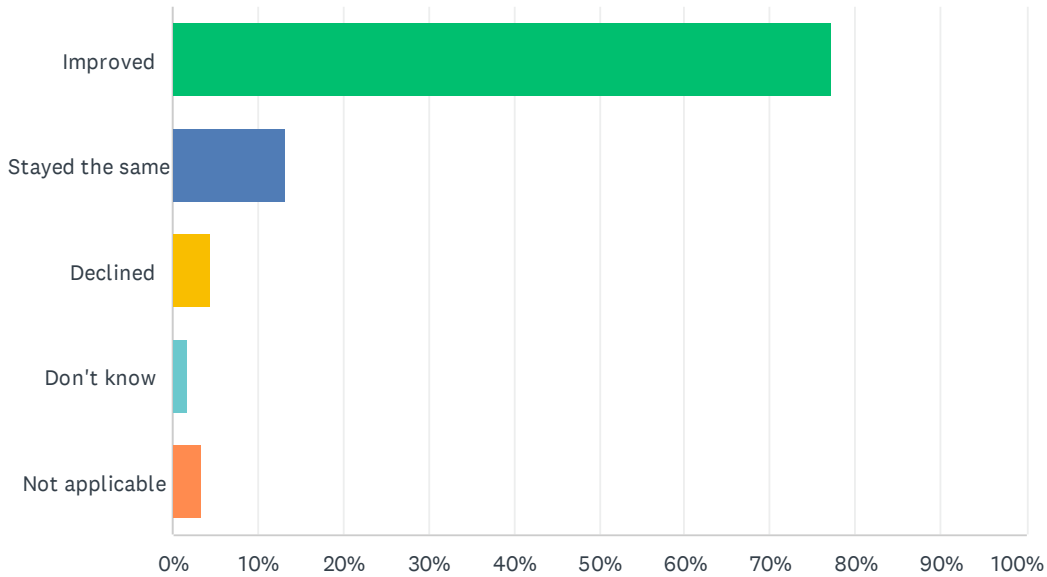
Answered: 114 Skipped: 4



ANSWER CHOICES	RESPONSES	
Strongly satisfied	35.96%	41
Satisfied	62.28%	71
Dissatisfied	1.75%	2
Strongly dissatisfied	0.00%	0
Don't know	0.00%	0
<b>TOTAL</b>		<b>114</b>

### Q19 In your opinion, has the quality of education you've experienced improved, stayed the same or declined in the past three years?

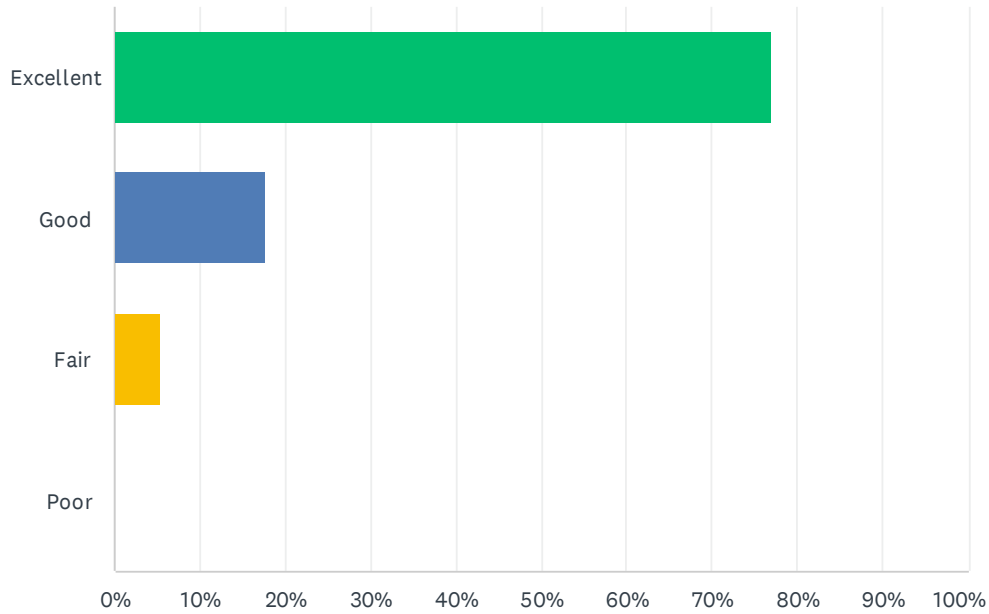
Answered: 114 Skipped: 4



ANSWER CHOICES	RESPONSES	
Improved	77.19%	88
Stayed the same	13.16%	15
Declined	4.39%	5
Don't know	1.75%	2
Not applicable	3.51%	4
<b>TOTAL</b>		<b>114</b>

## Q20 How do you rate the physical condition of your school?

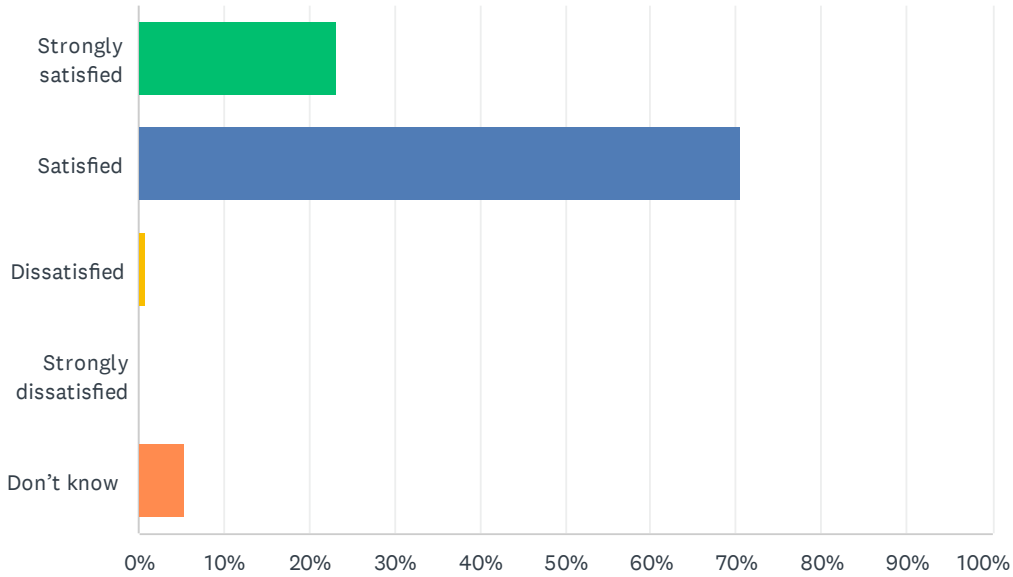
Answered: 113 Skipped: 5



ANSWER CHOICES	RESPONSES	
Excellent	76.99%	87
Good	17.70%	20
Fair	5.31%	6
Poor	0.00%	0
<b>TOTAL</b>		<b>113</b>

**Q21 How satisfied are you with the opportunities provided for your parents and caregivers to be involved in your education? Refer to the EIPS Parent Engagement overview for examples of involvement and engagement opportunities that help support student success.**

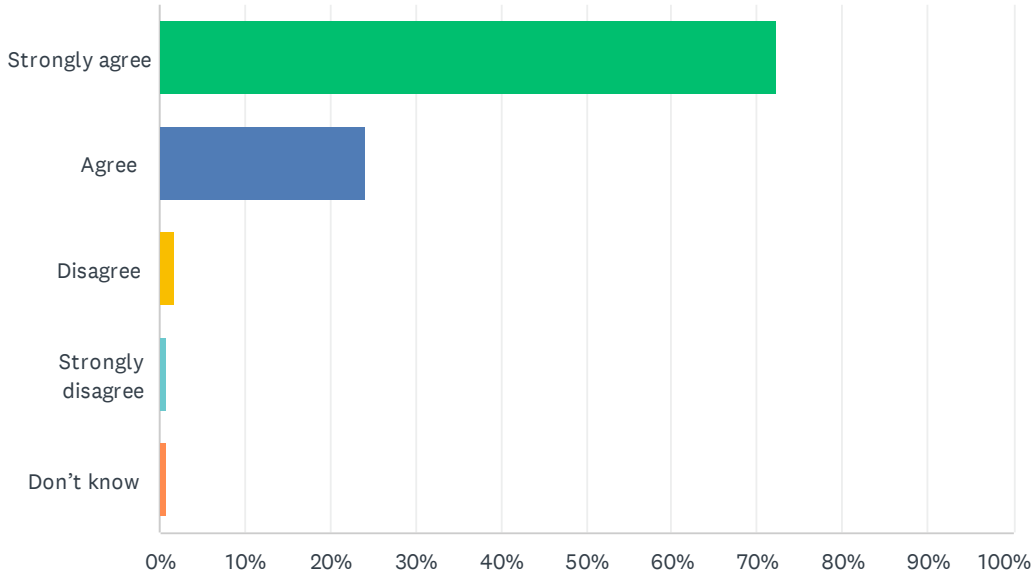
Answered: 112 Skipped: 6



ANSWER CHOICES	RESPONSES	
Strongly satisfied	23.21%	26
Satisfied	70.54%	79
Dissatisfied	0.89%	1
Strongly dissatisfied	0.00%	0
Don't know	5.36%	6
<b>TOTAL</b>		<b>112</b>

## Q22 Teachers keep me informed about my progress and achievement in my courses.

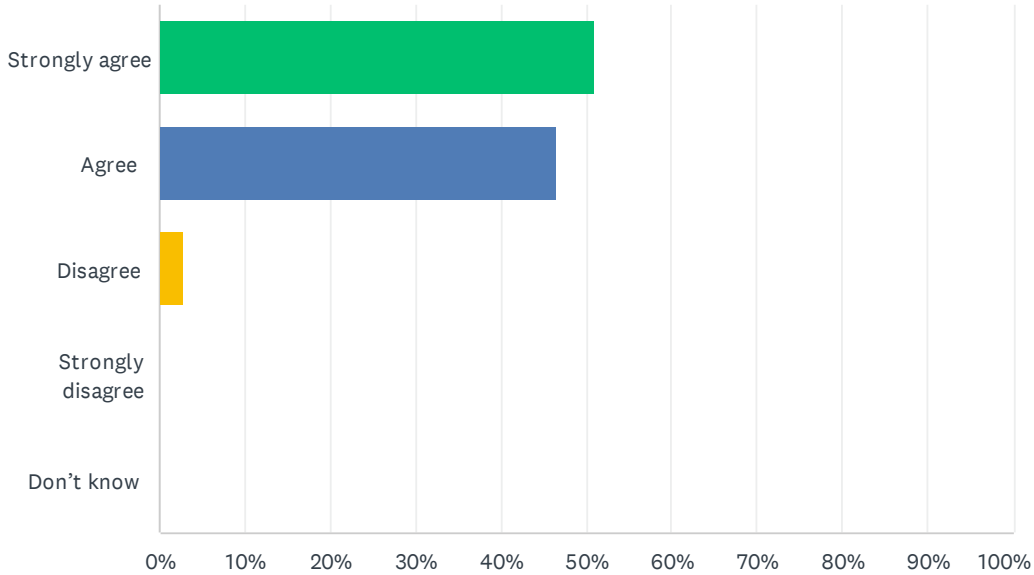
Answered: 112 Skipped: 6



ANSWER CHOICES	RESPONSES	
Strongly agree	72.32%	81
Agree	24.11%	27
Disagree	1.79%	2
Strongly disagree	0.89%	1
Don't know	0.89%	1
<b>TOTAL</b>		<b>112</b>

## Q23 I can openly and honestly communicate with teachers, staff and students at my school.

Answered: 112 Skipped: 6

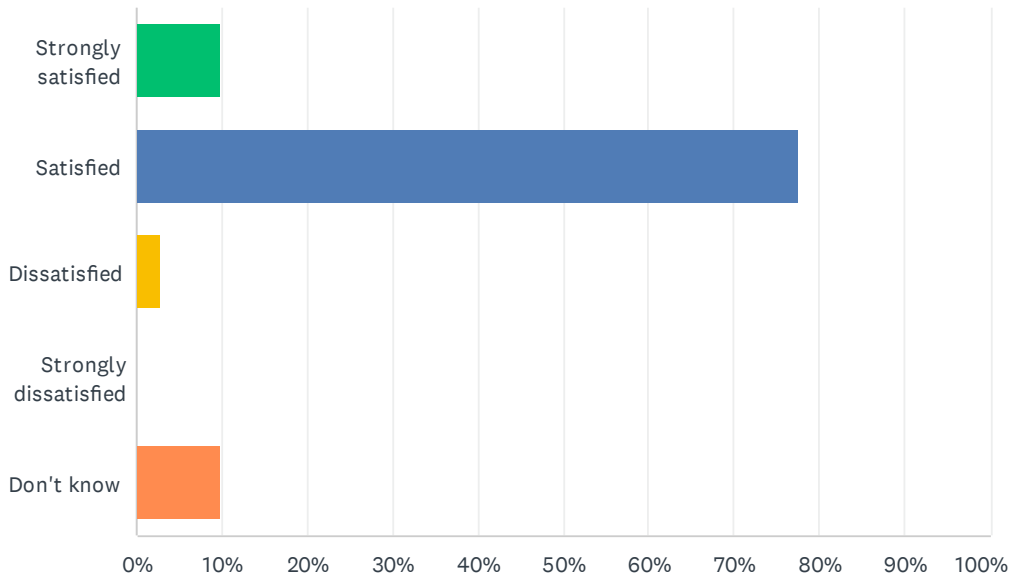


ANSWER CHOICES	RESPONSES	
Strongly agree	50.89%	57
Agree	46.43%	52
Disagree	2.68%	3
Strongly disagree	0.00%	0
Don't know	0.00%	0
<b>TOTAL</b>		<b>112</b>



## Q24 How satisfied are you with the Division’s commitment to engaging stakeholders—including students—about matters that affect decision-making and public education?

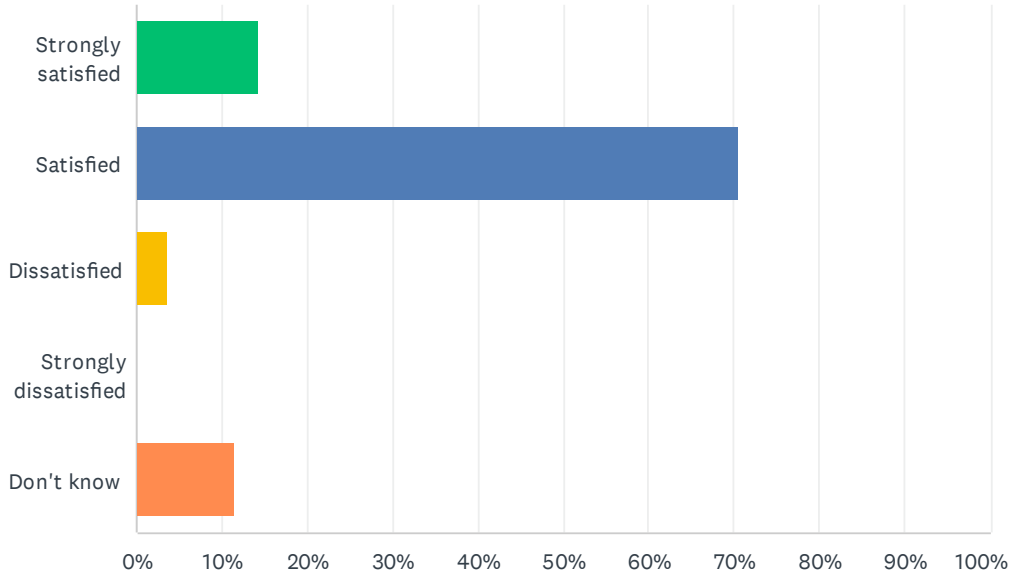
Answered: 112 Skipped: 6



ANSWER CHOICES	RESPONSES	
Strongly satisfied	9.82%	11
Satisfied	77.68%	87
Dissatisfied	2.68%	3
Strongly dissatisfied	0.00%	0
Don't know	9.82%	11
<b>TOTAL</b>		<b>112</b>

## Q25 How satisfied are you with the Division’s commitment to advocating for public education?

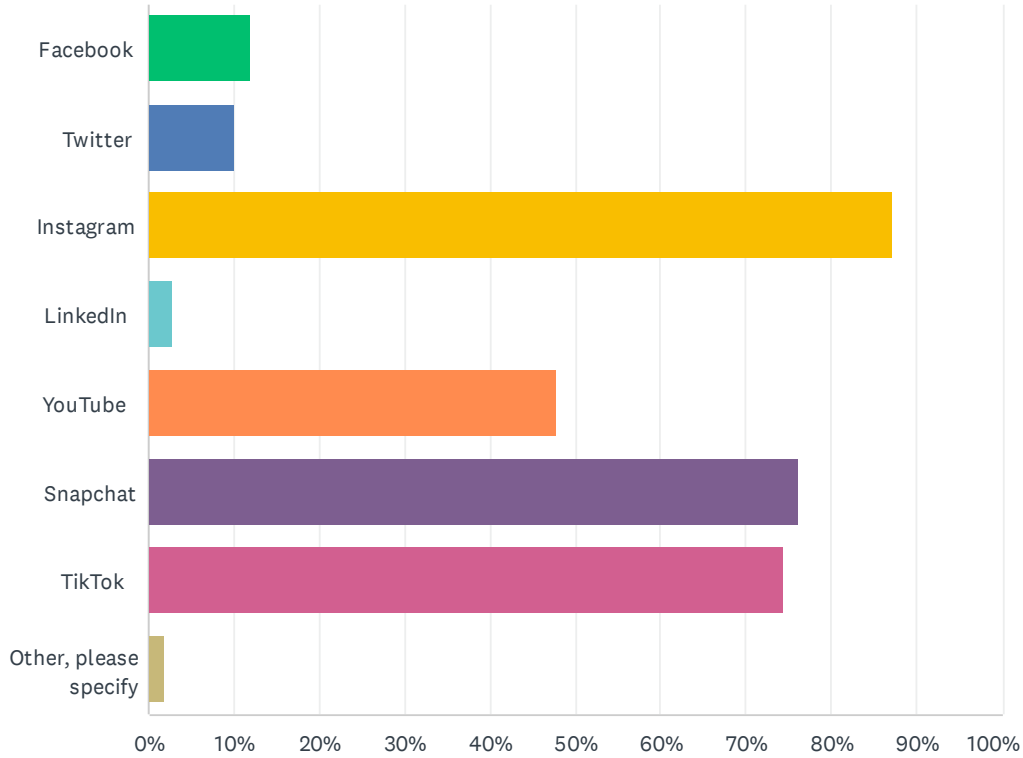
Answered: 112 Skipped: 6



ANSWER CHOICES	RESPONSES	
Strongly satisfied	14.29%	16
Satisfied	70.54%	79
Dissatisfied	3.57%	4
Strongly dissatisfied	0.00%	0
Don't know	11.61%	13
<b>TOTAL</b>		<b>112</b>

Q26 The Division and schools often share news and information on social media. Which of the following social media platforms do you use? Check all that apply.

Answered: 109 Skipped: 9



ANSWER CHOICES	RESPONSES
Facebook	11.93% 13
Twitter	10.09% 11
Instagram	87.16% 95
LinkedIn	2.75% 3
YouTube	47.71% 52
Snapchat	76.15% 83
TikTok	74.31% 81
Other, please specify	1.83% 2
Total Respondents: 109	